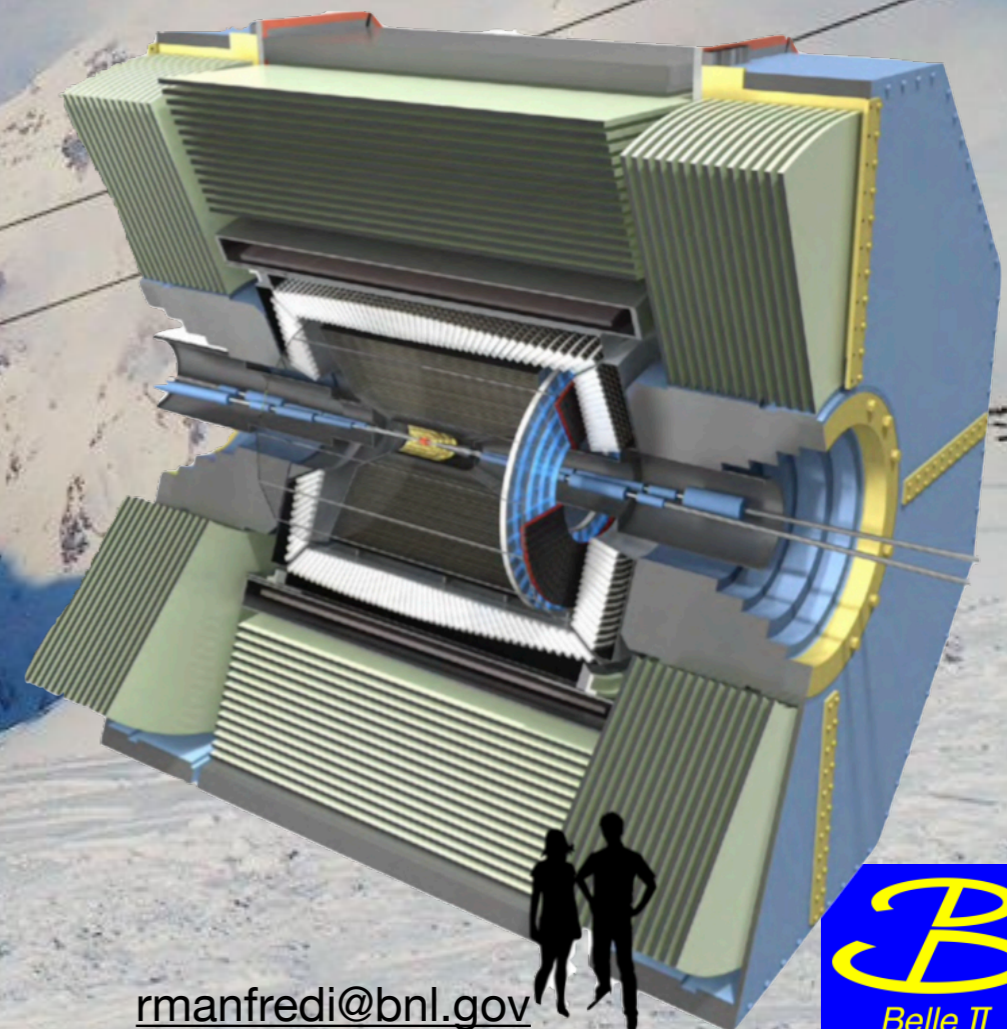


Charm and beauty hadron decays at Belle and Belle II

58th Rencontres de Moriond 2024
QCD & High Energy Interactions
April 2, 2024

Riccardo Manfredi
(Brookhaven National Laboratory)
on behalf of the Belle II collaboration



rmanfredi@bnl.gov



Beauty and charm factories

Energy-asymmetric e^+e^- collisions at the $\Upsilon(4S)$, clean $B\bar{B}$ production
+ large $q\bar{q}$ production, $c\bar{c}$ significant fraction

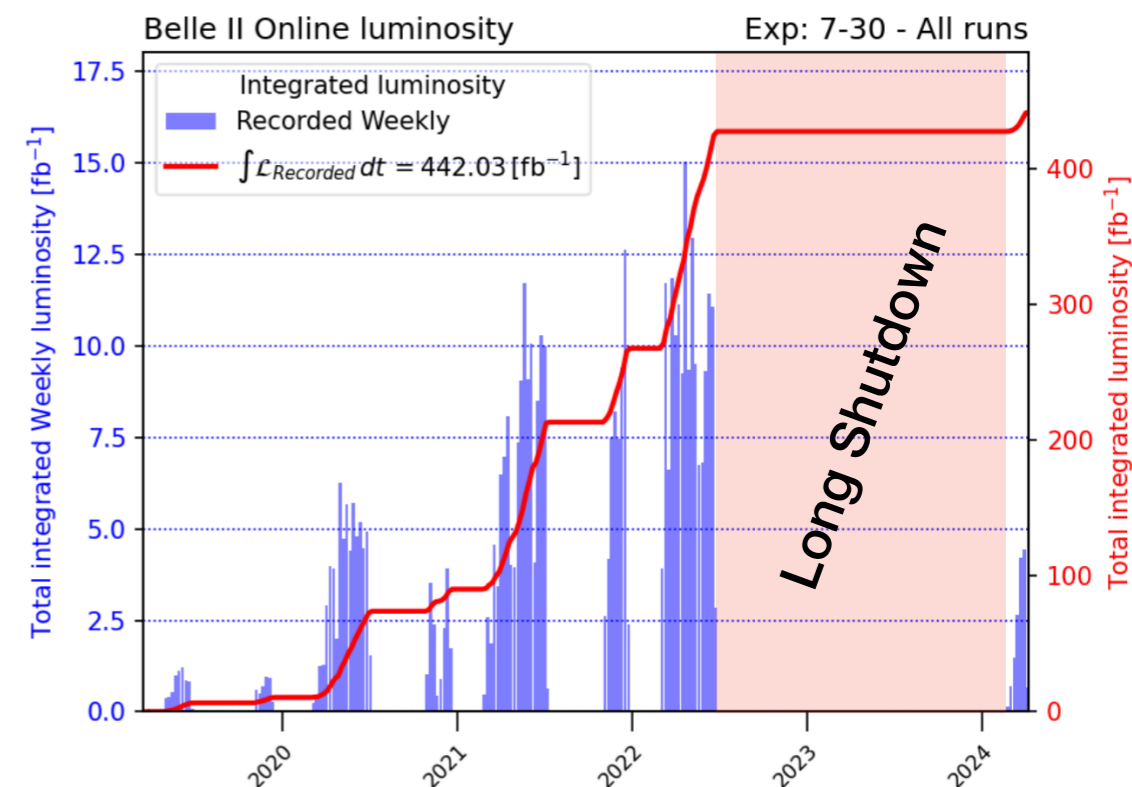
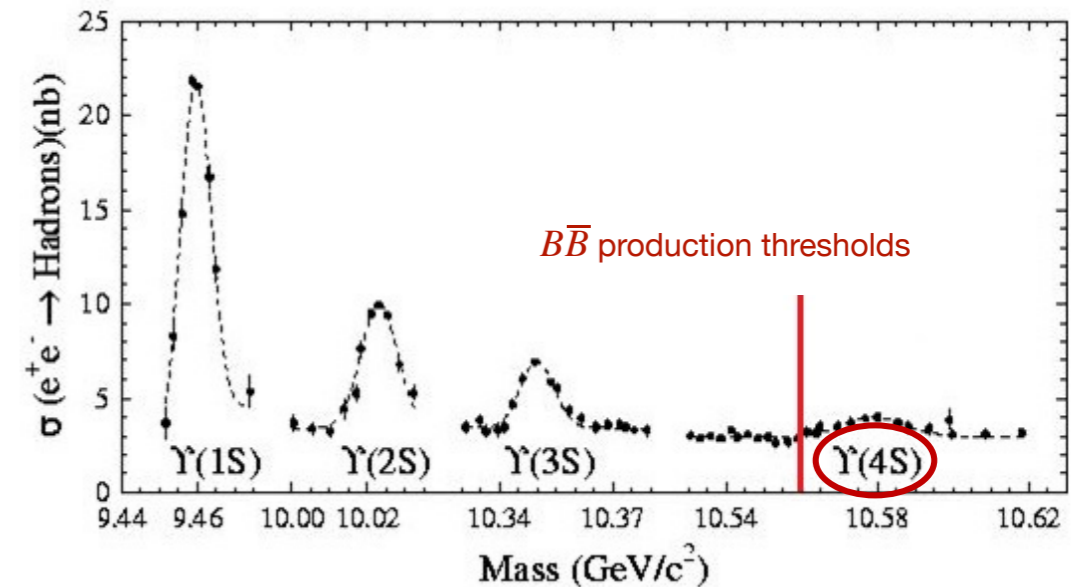
Belle II: $\sim 390\text{M } B\bar{B}$ + $\sim 560\text{M}$ charmed hadron pairs. Data-taking resumed on Feb 15

Belle: additional $\sim 770\text{M } B\bar{B}$ + $\sim 1.3\text{B}$ charmed hadron pairs (data taking ended in 2010)

Belle II compared to Belle

- much improved vertexing
 - greater acceptance
 - design 30x instantaneous luminosity
- \Rightarrow similar performance with 20x machine bkg

Exploit Belle + Belle II dataset combination

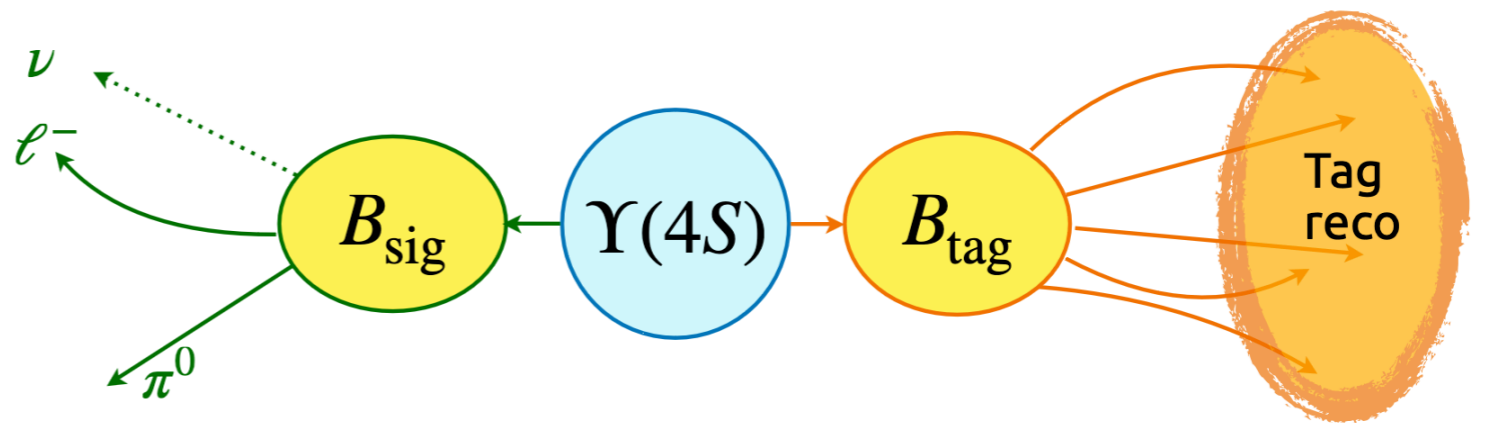
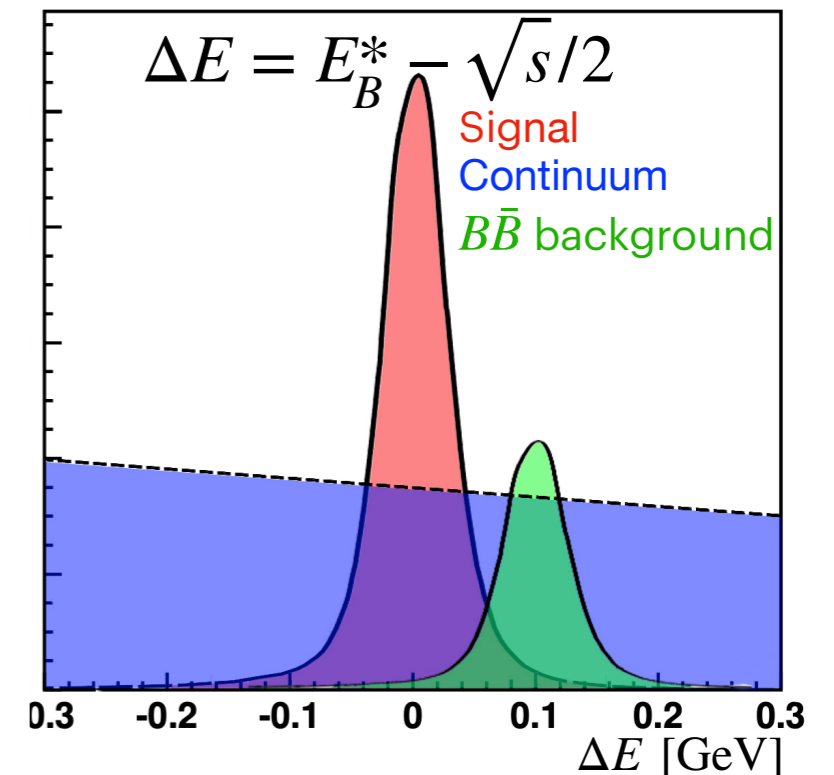


B physics at Belle (II)

Threshold and coherent production of $B\bar{B}$ meson pairs + precise knowledge of collision energy \rightarrow specific observables

Infer flavor of signal B meson from features of the “other” one (tagging)

Reconstruct the decay of the tag B to constrain kinematics of the signal



Branching fraction of $B^- \rightarrow D^0 \rho^-$

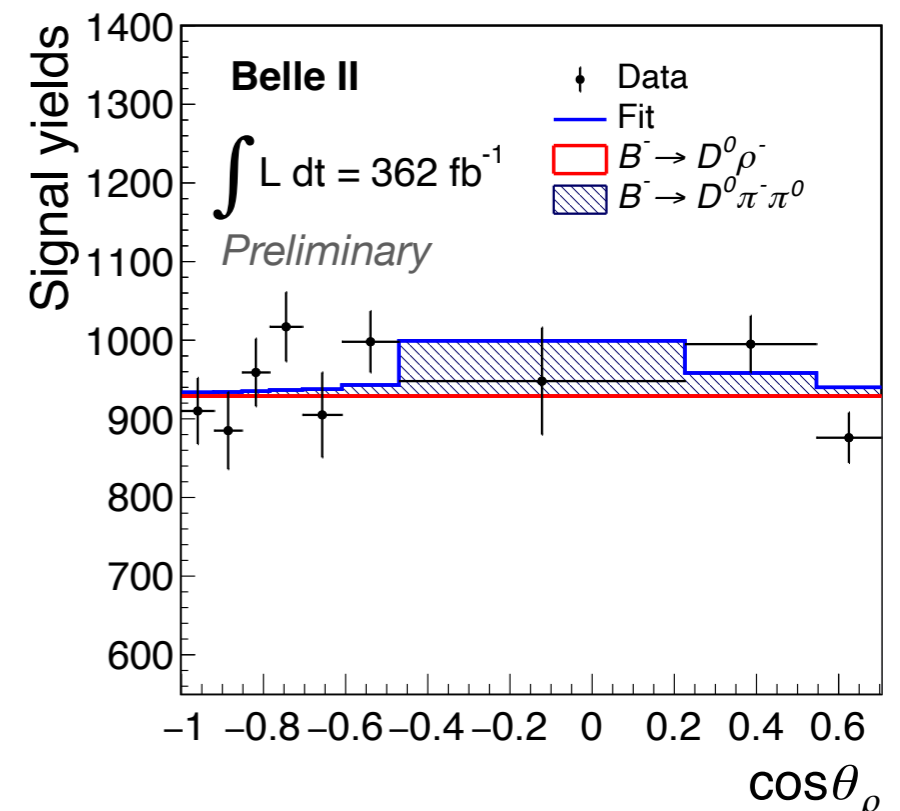
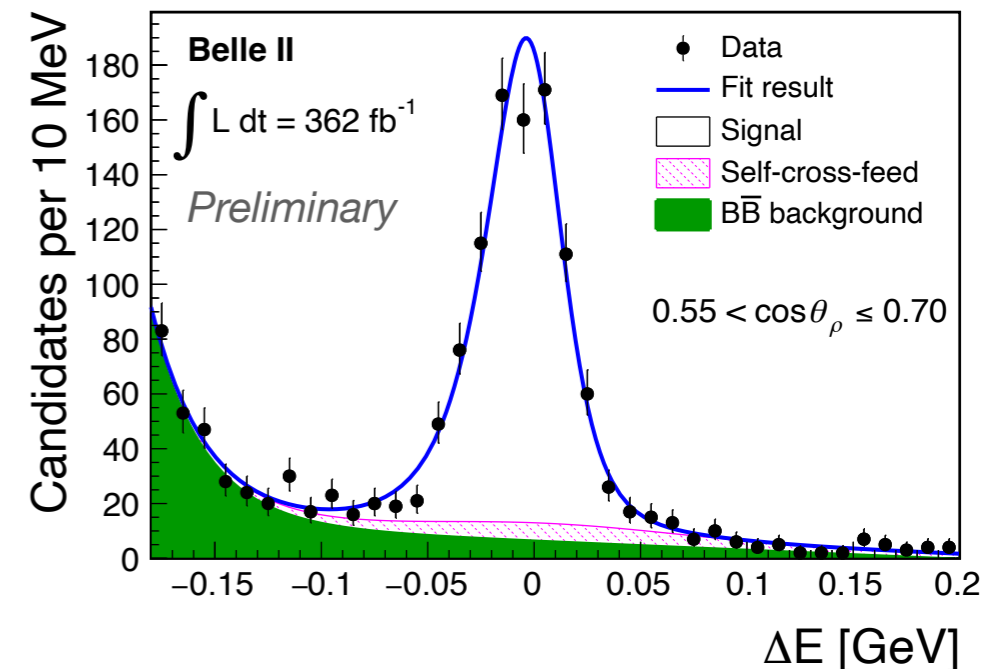
One of the dominant hadronic B decays
+ test of QCD factorization models.

WA dominated by 1994 measurement

Fit ΔE to subtract background, then fit ρ
angular distribution ($\cos \theta_\rho$) to separate
signal and non-resonant $B^- \rightarrow D^0 \pi^- \pi^0$

$$\mathcal{B}(B^- \rightarrow D^0 \rho^-) = (0.939 \pm 0.021 \pm 0.050) \%$$

**World best result, more than a factor
2 precision improvement**

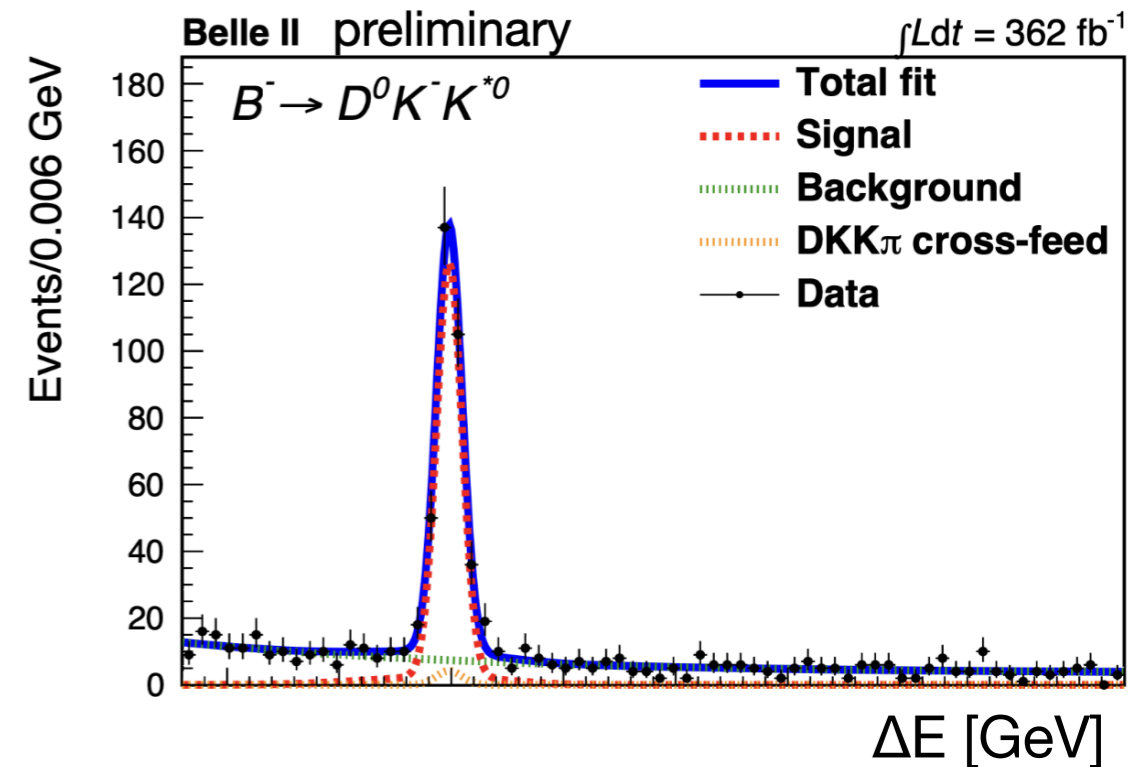


Branching fractions of $B \rightarrow D^{(*)}K^-K^{(*)0}$

DKK mostly unexplored sector: expect few % of BF, measured only 0.28%

Measure signals in ΔE fits, for final states with a K^* fit $m(K\pi)$ distribution to constrain non-resonant fraction

Observed 3 new DKK_S^0 decay modes, improved precision by a factor 3 in the other DKK modes



$$\mathcal{B}(B^- \rightarrow D^0 K^- K_S^0) = (1.82 \pm 0.16 \pm 0.08) \times 10^{-4}$$

$$\mathcal{B}(\bar{B}^0 \rightarrow D^+ K^- K_S^0) = (0.82 \pm 0.12 \pm 0.05) \times 10^{-4}$$

$$\mathcal{B}(B^- \rightarrow D^{*0} K^- K_S^0) = (1.47 \pm 0.27 \pm 0.10) \times 10^{-4}$$

$$\mathcal{B}(\bar{B}^0 \rightarrow D^{*+} K^- K_S^0) = (0.91 \pm 0.19 \pm 0.05) \times 10^{-4}$$

$$\mathcal{B}(B^- \rightarrow D^0 K^- K^{*0}) = (7.19 \pm 0.45 \pm 0.33) \times 10^{-4}$$

$$\mathcal{B}(\bar{B}^0 \rightarrow D^+ K^- K^{*0}) = (7.56 \pm 0.45 \pm 0.38) \times 10^{-4}$$

$$\mathcal{B}(B^- \rightarrow D^{*0} K^- K^{*0}) = (11.93 \pm 1.14 \pm 0.93) \times 10^{-4}$$

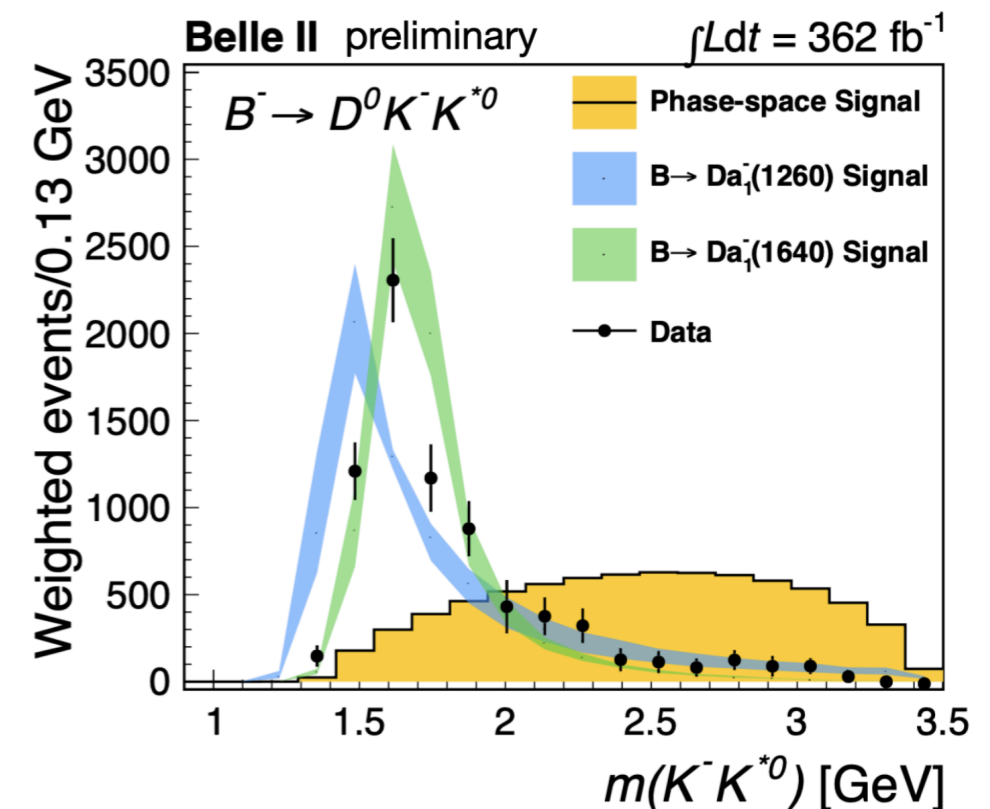
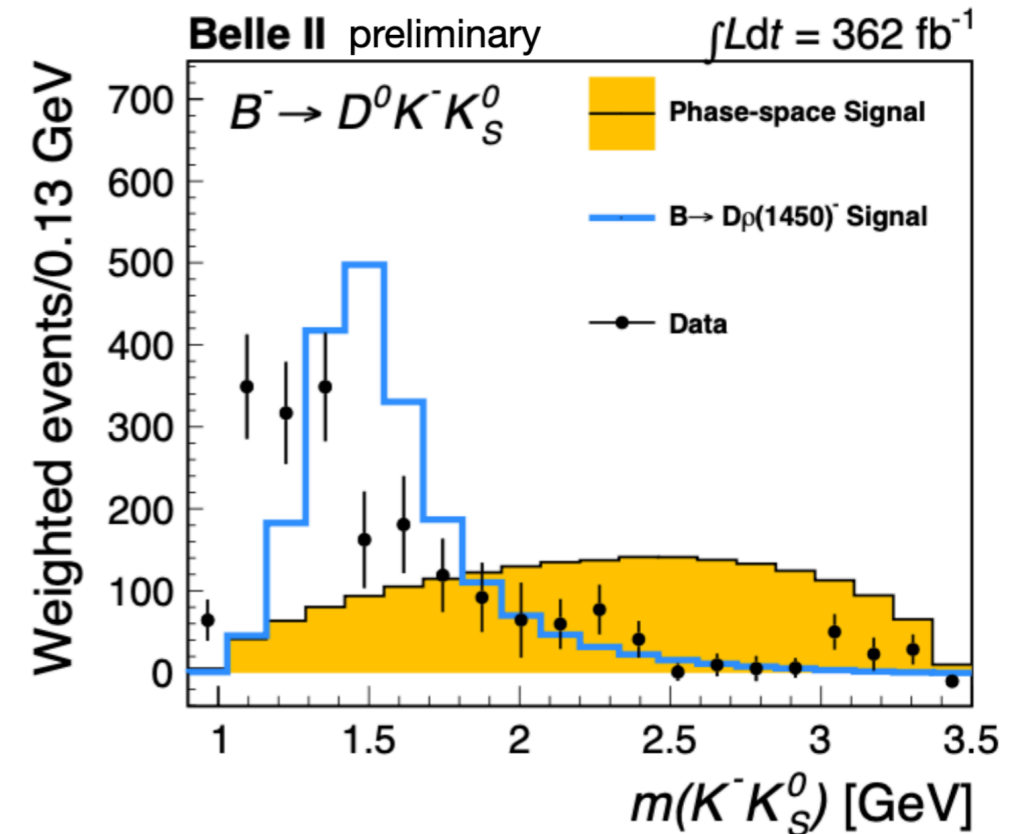
$$\mathcal{B}(\bar{B}^0 \rightarrow D^{*+} K^- K^{*0}) = (13.12 \pm 1.21 \pm 0.71) \times 10^{-4}$$

Branching fractions of $B \rightarrow D^{(*)} K^- K^{(*)0}$

Extracted background-subtracted and efficiency-corrected invariant mass and angular distributions

Low-mass structures in $m(K^- K_S^0)$ and $m(K^- K^{*0})$ qualitatively compatible with ρ or a_1 intermediate resonances

Recent calculations validate that low-mass region is dominated by $\rho(770, 1450)$
[\[arxiv:2403.07499\]](https://arxiv.org/abs/2403.07499)



Charmed hadron decays

Search for rare $D^0 \rightarrow h^- h^{(\prime)+} e^+ e^-$ decays

Belle-only data.

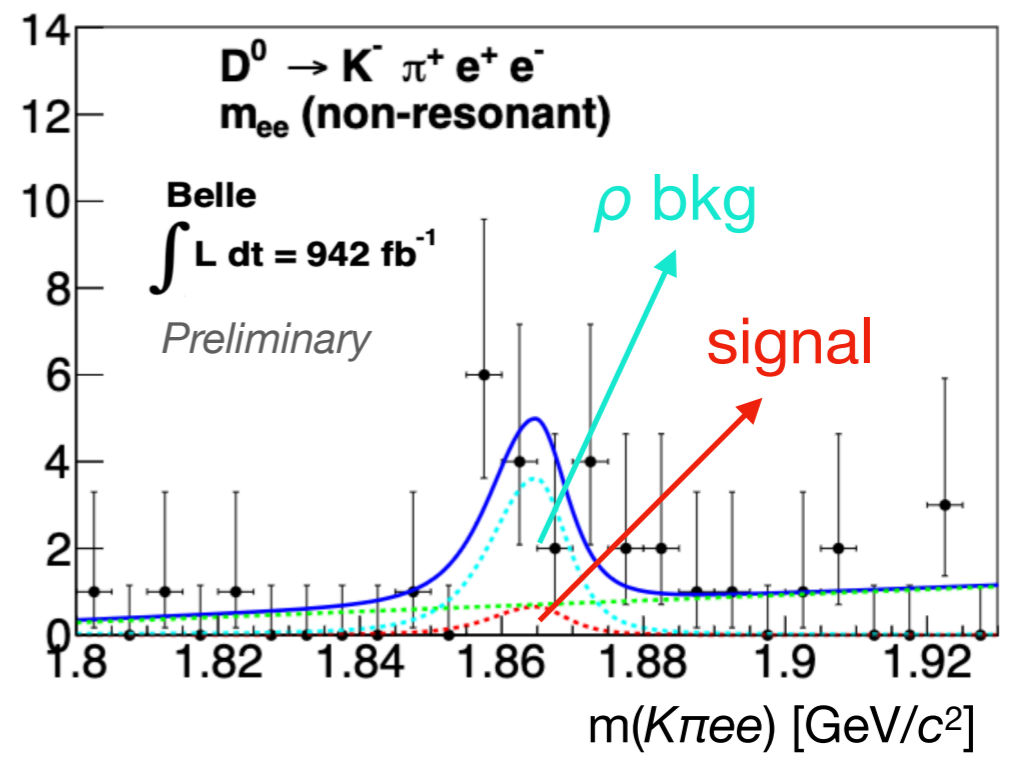
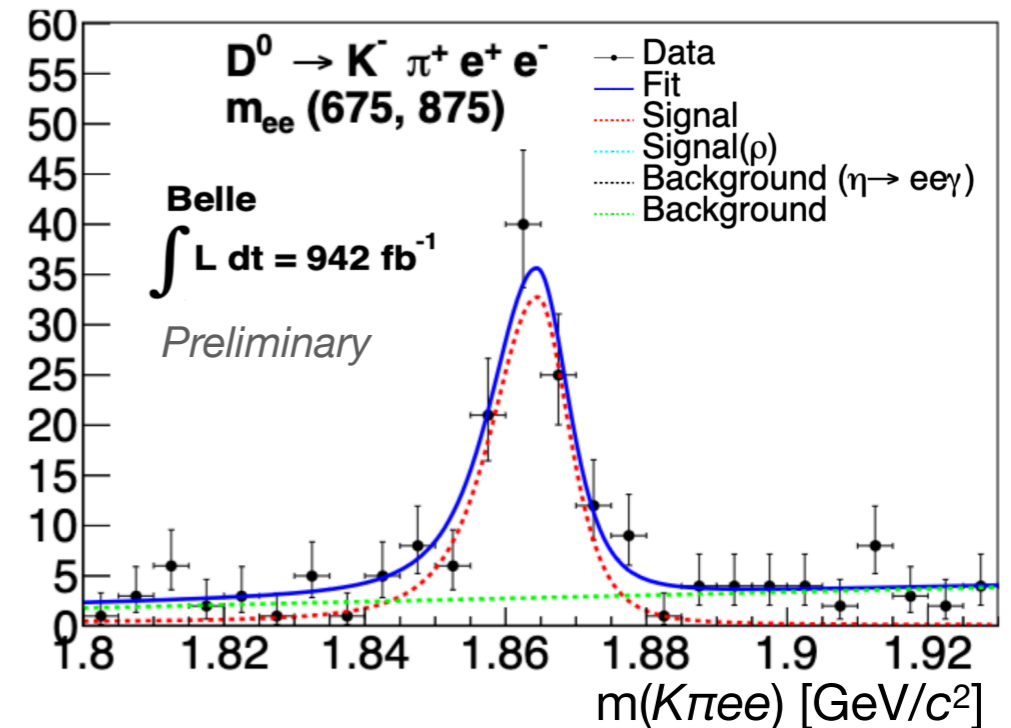
Sensitive to FCNC in the non-resonant $m(e^+e^-)$ regions

Reconstruct decays with $h^{(\prime)} = K, \pi$ in different $m(e^+e^-)$ regions, each with optimized selection

$$\mathcal{B}(D^0 \rightarrow K^- \pi^+ e^+ e^-) = (39.6 \pm 4.5 \pm 2.9) \times 10^{-7}$$

in $m_{ee}(675,875)$ MeV

Precision comparable with WA.
World's best upper limits on all other regions and on other channels



Measurements of $\Xi_c^0 \rightarrow \Xi^0 \pi^0, \Xi^0 \eta, \Xi^0 \eta'$

Belle + Belle II combined analysis

Reconstruct as $\Xi^{+,0} \rightarrow \Lambda(\rightarrow p\pi)\pi^{+,0}$,
 $\eta' \rightarrow \eta\pi\pi$ and $\pi^0/\eta \rightarrow \gamma\gamma$, extract
 signals fitting the $m(\Xi\pi)$ distributions

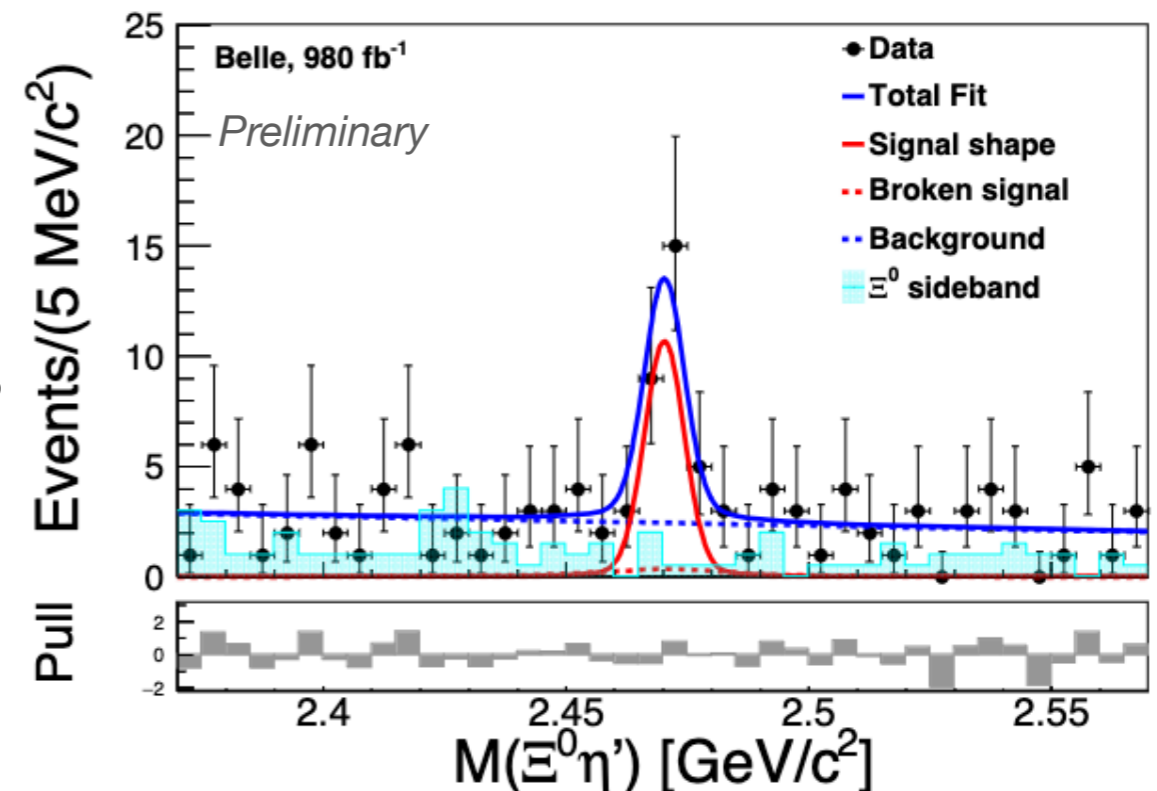
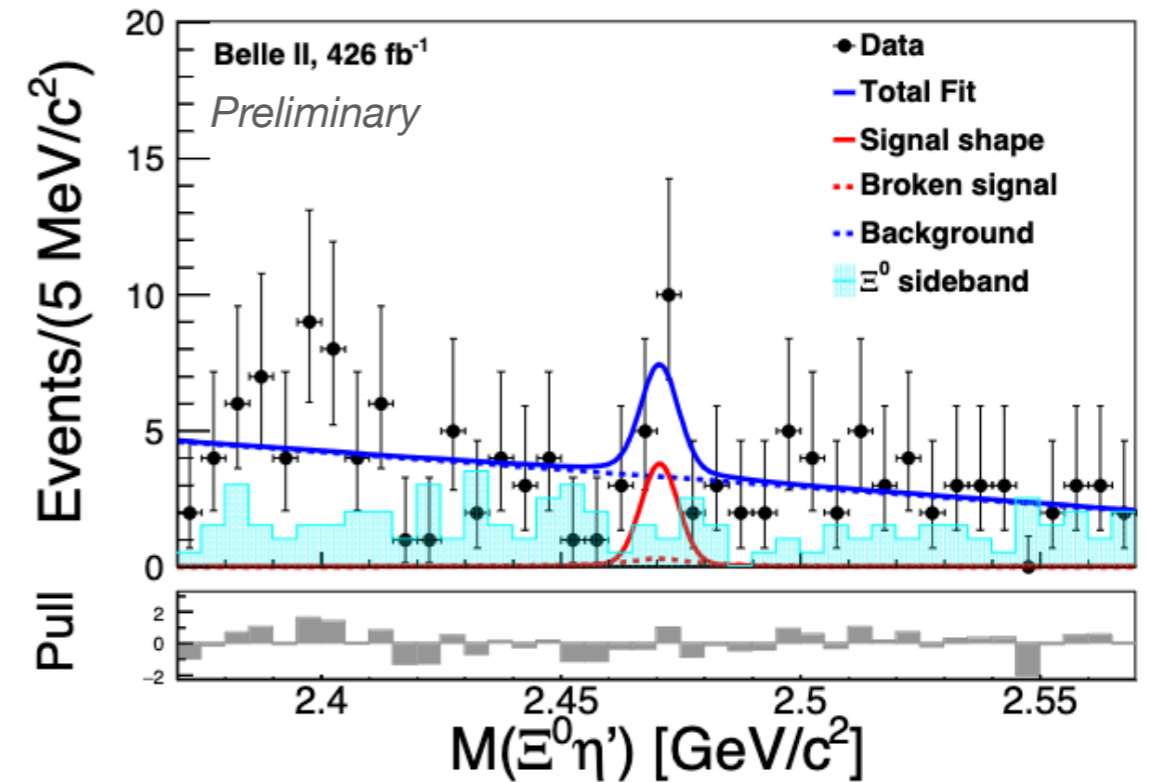
$$\mathcal{B}(\Xi_c^0 \rightarrow \Xi^0 \pi^0) = (7.2 \pm 0.3 \pm 0.5 \pm 1.6) \times 10^{-3}$$

$$\mathcal{B}(\Xi_c^0 \rightarrow \Xi^0 \eta) = (1.7 \pm 0.2 \pm 0.2 \pm 0.4) \times 10^{-3}$$

$$\mathcal{B}(\Xi_c^0 \rightarrow \Xi^0 \eta') = (1.3 \pm 0.3 \pm 0.1 \pm 0.3) \times 10^{-3}$$

First measurements for all these decays

Comparable with only one of the three
 theoretical prediction [[JHEP 02 \(2023\) 235](#)]



Measurements of $\Xi_c^0 \rightarrow \Xi^0 \pi^0, \Xi^0 \eta, \Xi^0 \eta'$

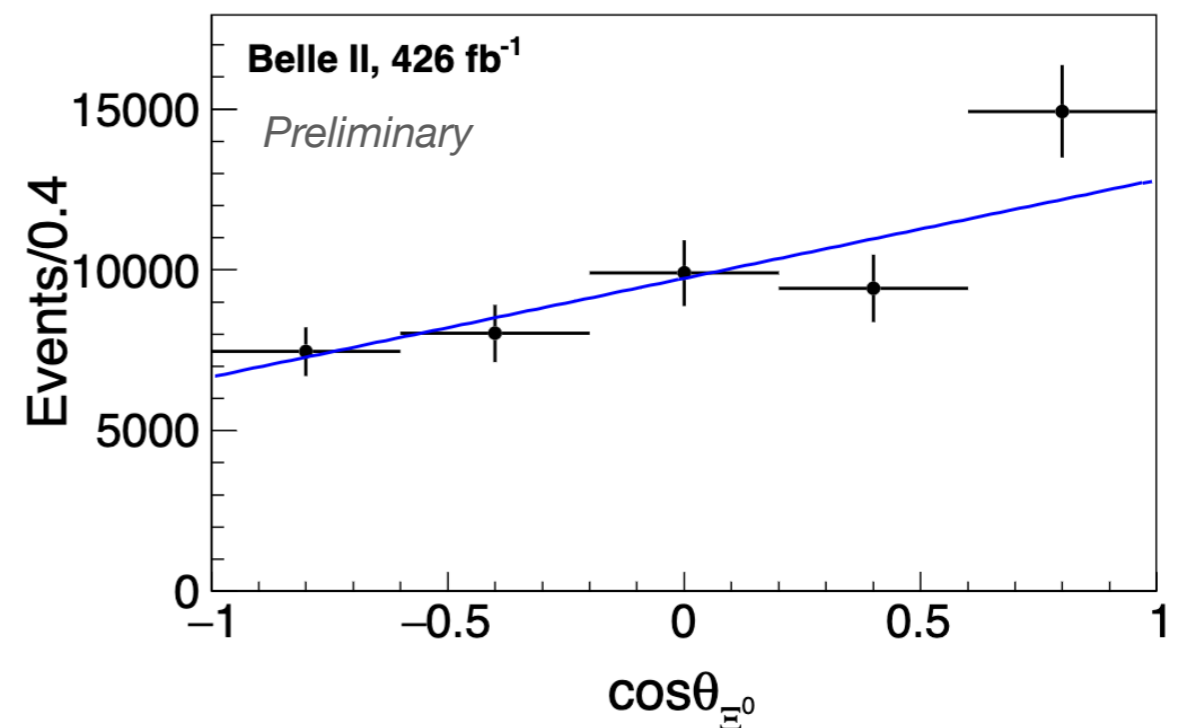
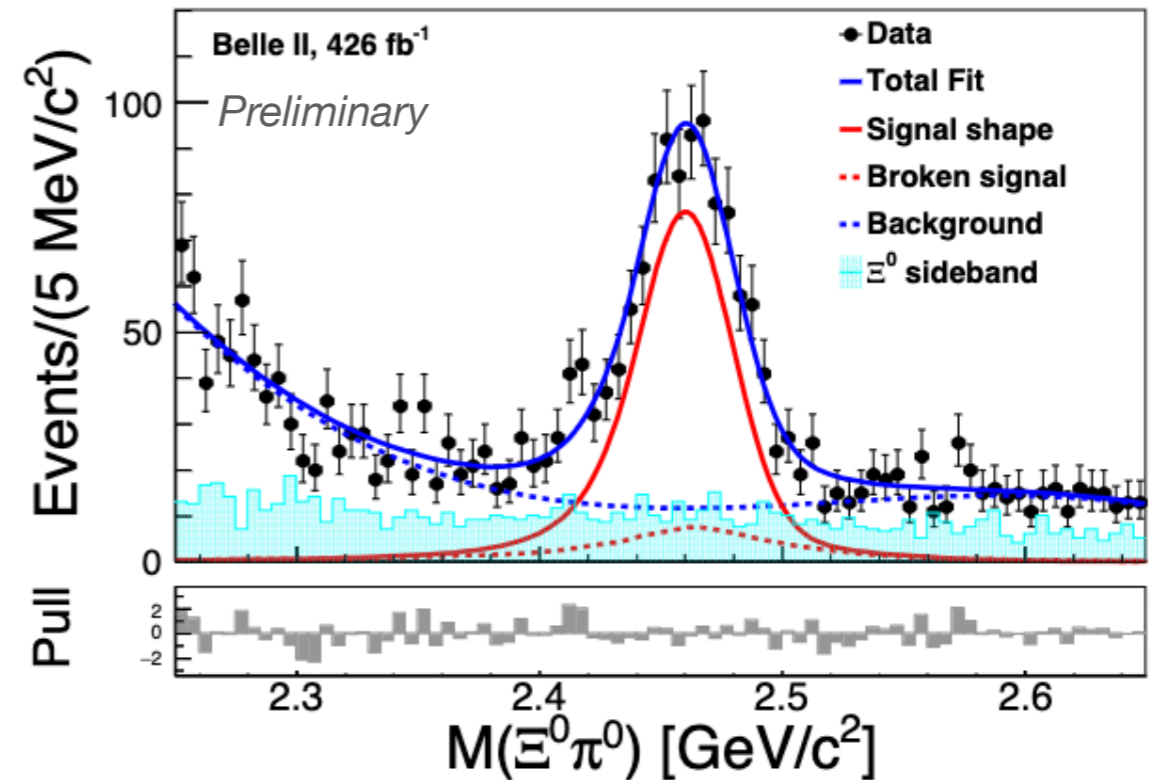
Differential decay rate is

$$\frac{dN}{d \cos \theta_{\Xi^0}} = 1 + \alpha(\Xi^0 \pi^0) \alpha(\Lambda \pi^0) \cos \theta_{\Xi^0}$$

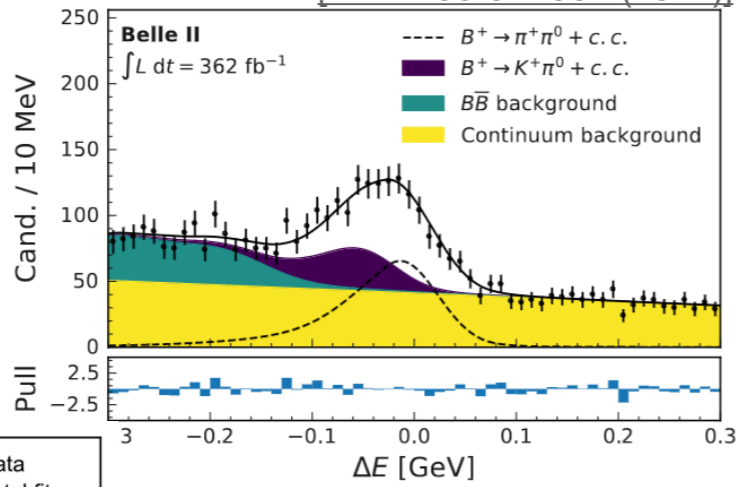
with $\alpha(\Xi^0 \pi^0)$ asymmetry parameter related to P-violation

Measure signal yield in bins of helicity angle, extract asymmetry from linear fit simultaneous to Belle and Belle II

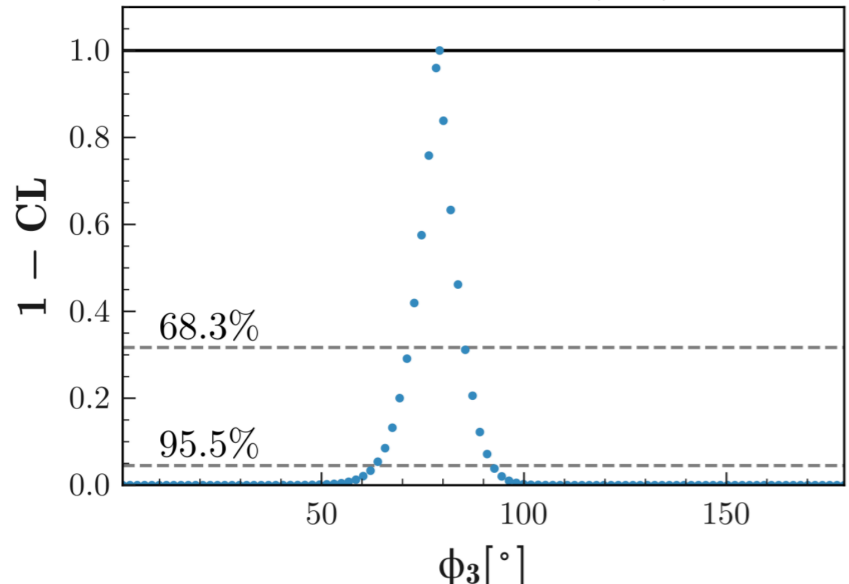
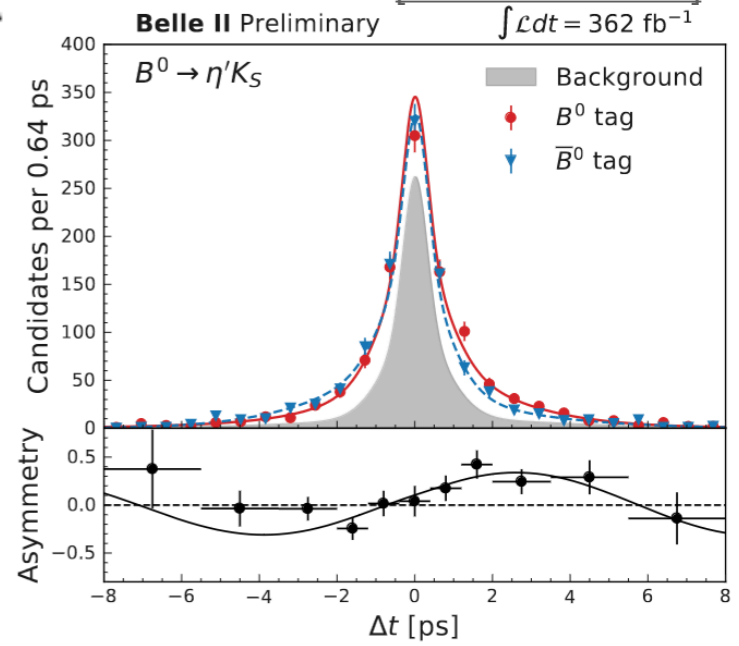
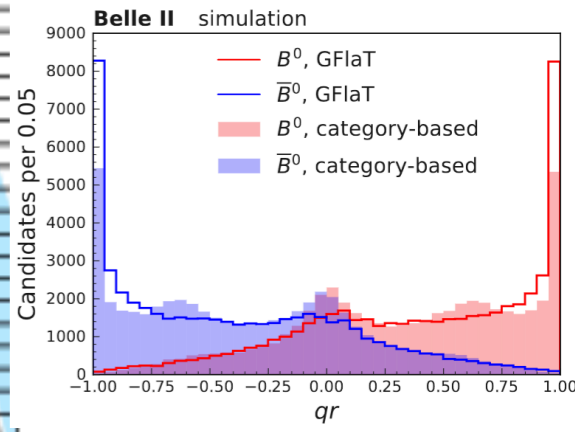
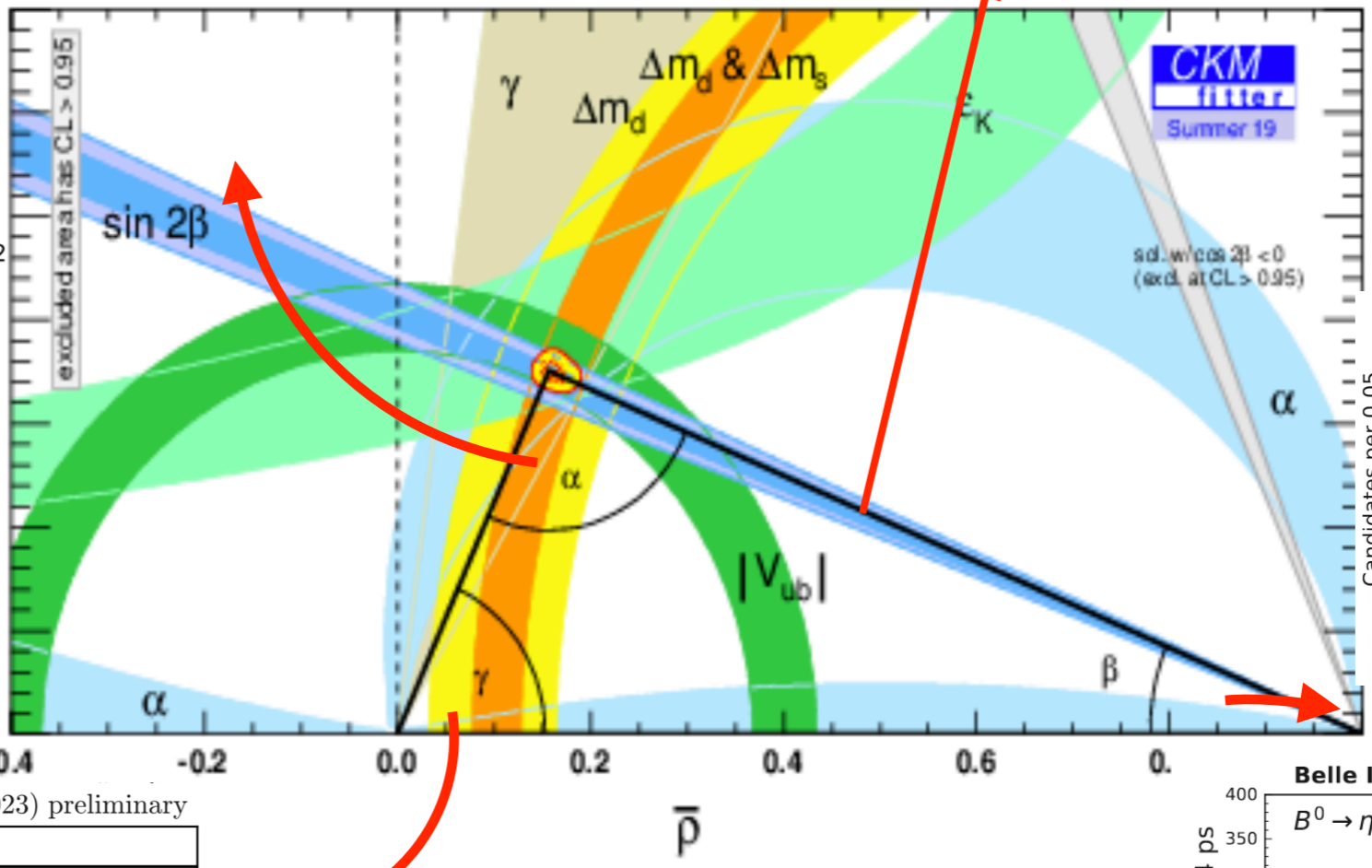
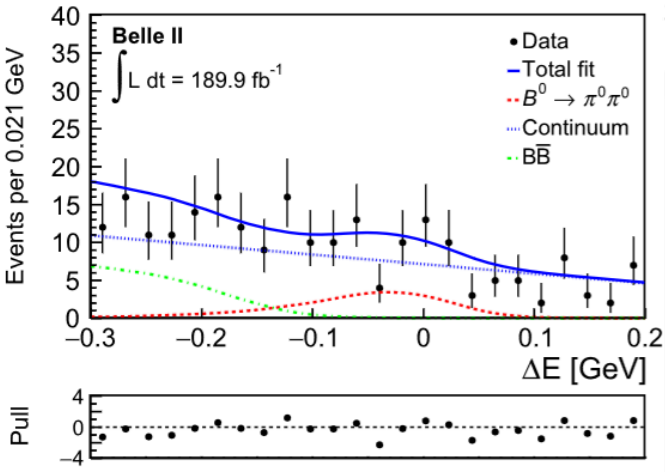
$$\alpha(\Xi^0 \pi^0) = -0.91 \pm 0.15 \pm 0.23$$



Testing the Standard Model



Sides: see Svenja's talk later today



Belle + Belle II determination of γ

Preliminary

Phase between $b \rightarrow c$ and $b \rightarrow u$.

Tree-dominated: precise SM reference

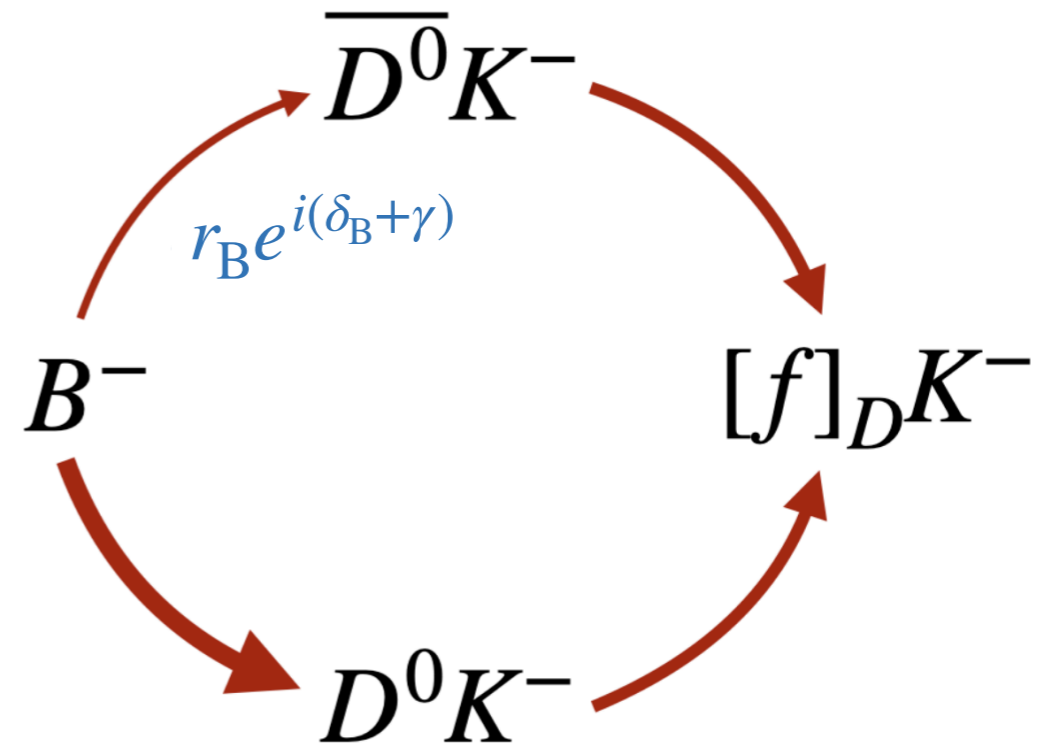
HFLAV: $(66.2^{+3.4}_{-3.6})^\circ$

Access with interfering decays to same final states. Many Belle + Belle II results:

- $D \rightarrow K_S hh$ [[JHEP 02 063 \(2022\)](#)]
- $D \rightarrow K_S K\pi$ [[JHEP 09 146 \(2023\)](#)]
- $D \rightarrow K_S \pi^0, KK$ [[arxiv:2308.05048](#)]

First γ determination using only Belle and Belle II results

$$\gamma = (78.6 \pm 7.3)^\circ$$



$$\frac{\mathcal{A}^{\text{suppr.}} (B^- \rightarrow \bar{D}^0 K^-)}{\mathcal{A}^{\text{favor.}} (B^- \rightarrow D^0 K^-)} = r_B e^{i(\delta_B + \gamma)}$$

Towards β determination

Measurement in penguin-dominated decays, sensitive to BSM physics.

$B^0 \rightarrow \eta' K_S^0$ final state unique to Belle II.

Two sub-channels $\eta' \rightarrow \eta_{\gamma\gamma} \pi\pi, \rho\gamma$.

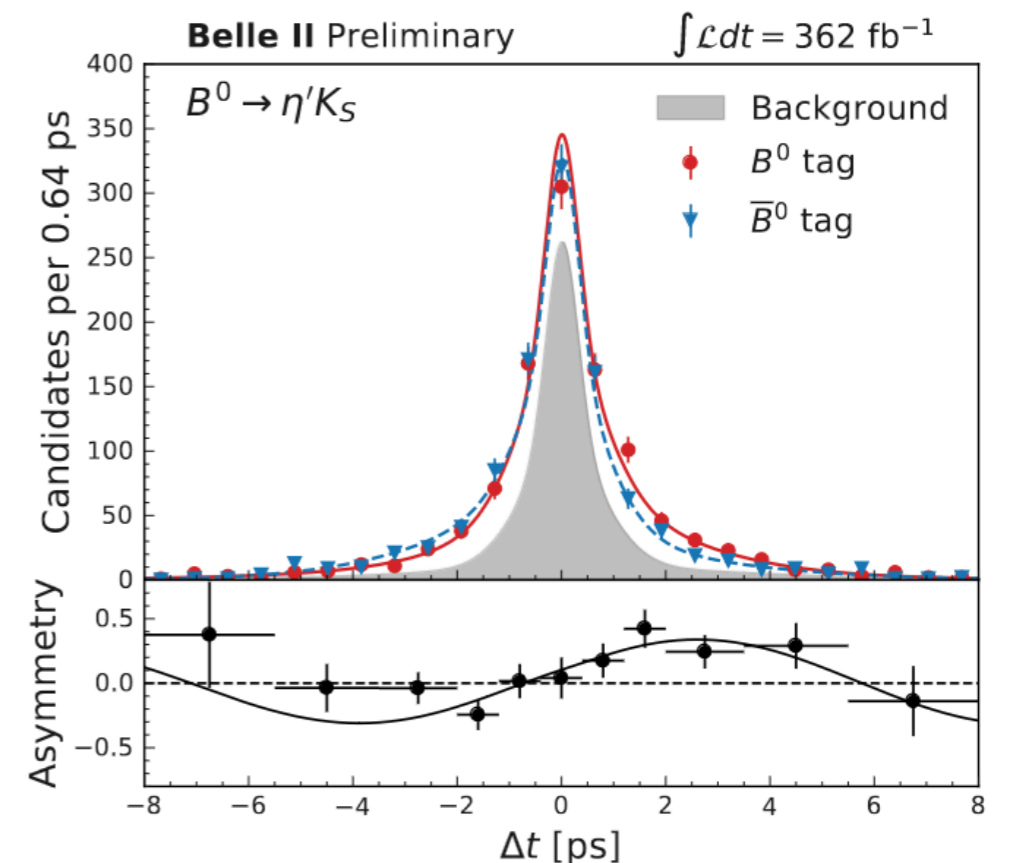
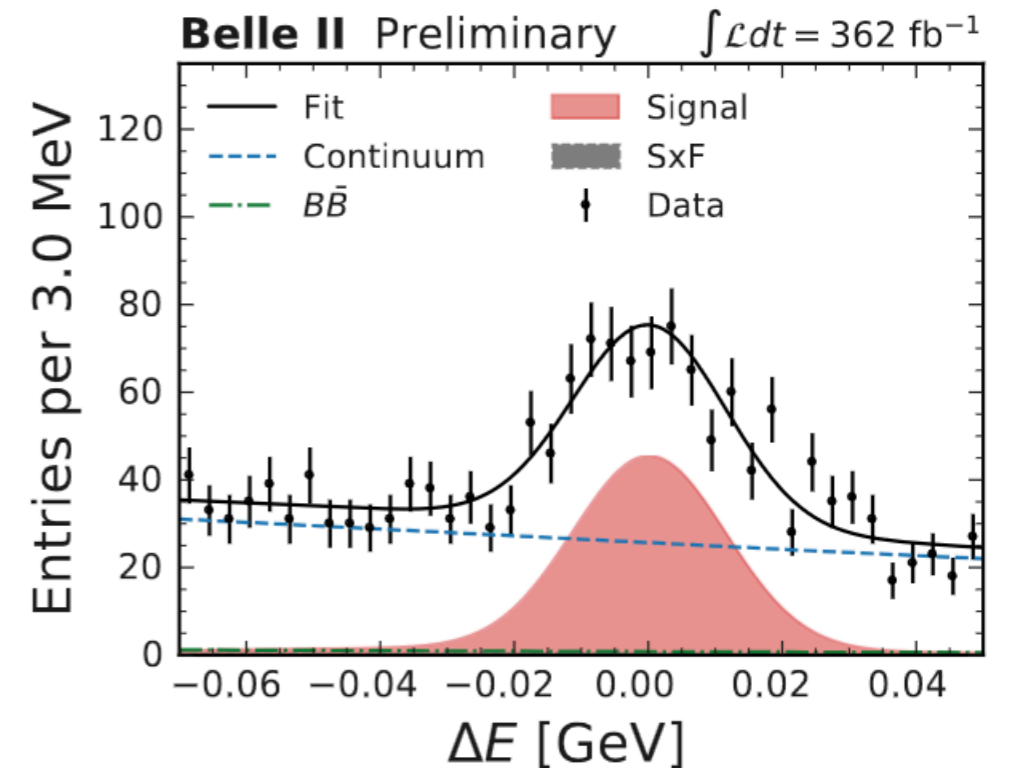
Dominant bkg from track combinations, dedicated suppression BDT

Measure signal with ΔE fit, and then fit the decay time to measure CPV

$$C_{\eta' K_S^0} = -0.19 \pm 0.08 \pm 0.03$$

$$S_{\eta' K_S^0} = +0.67 \pm 0.10 \pm 0.04$$

Competitive with current bests even with smaller sample



Summary

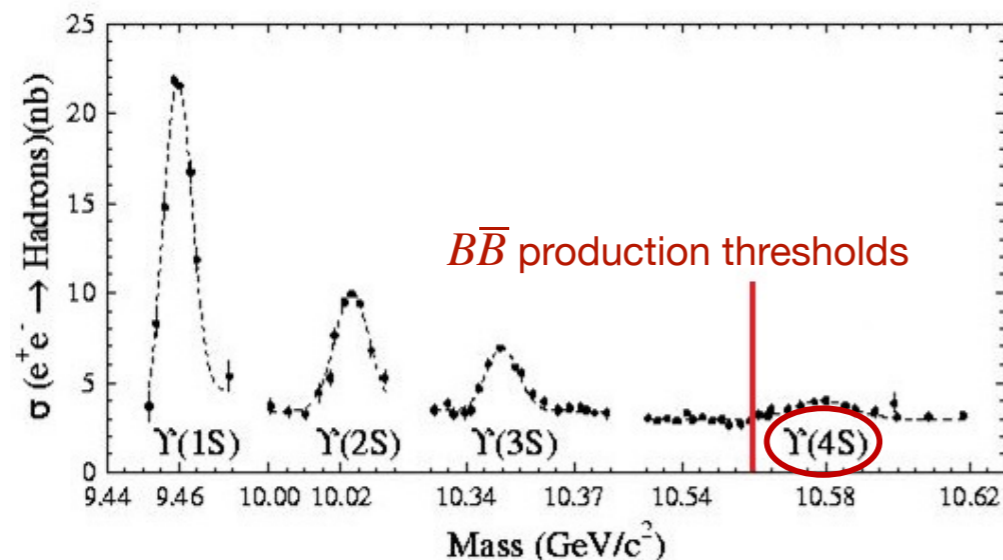
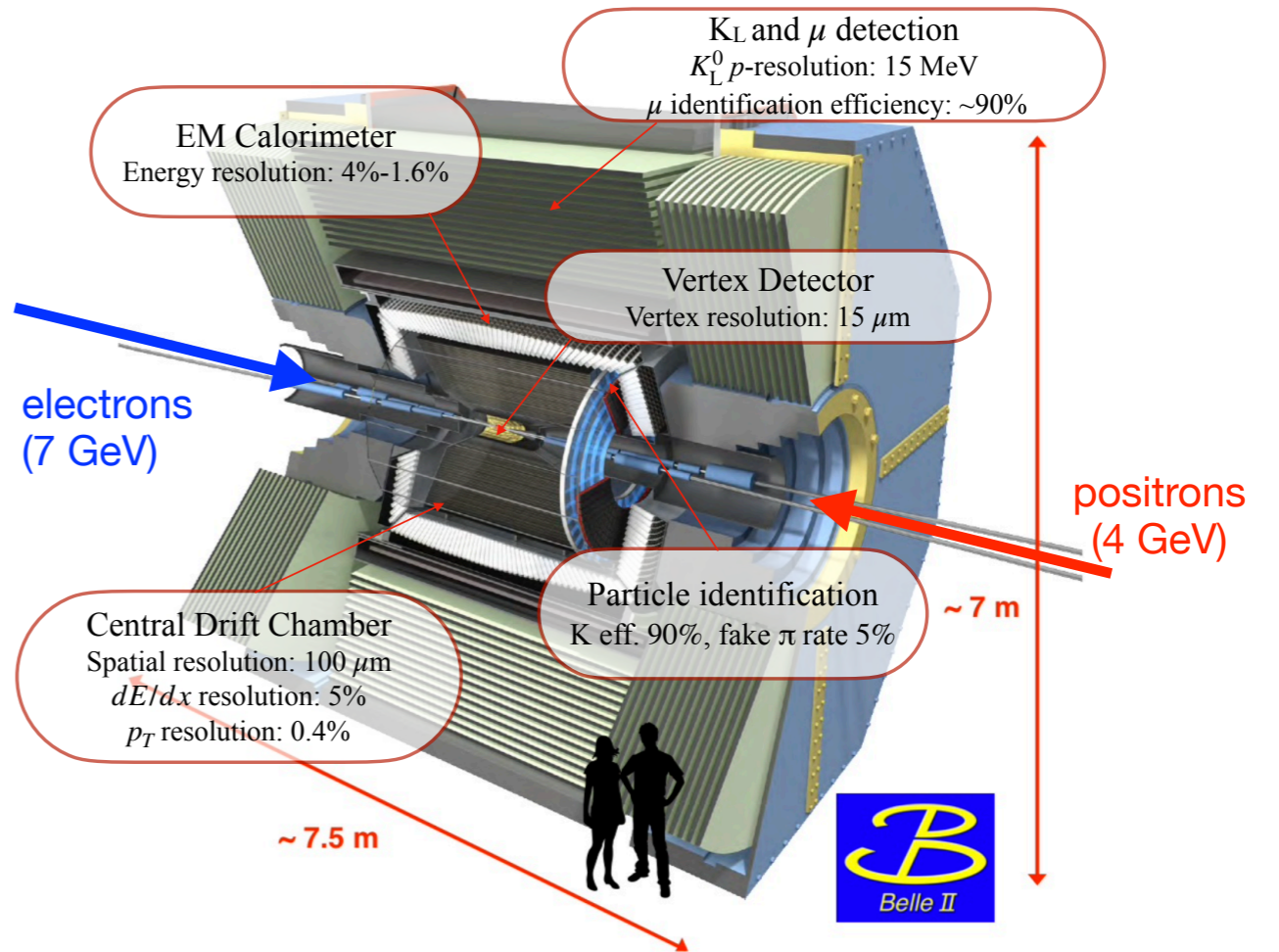
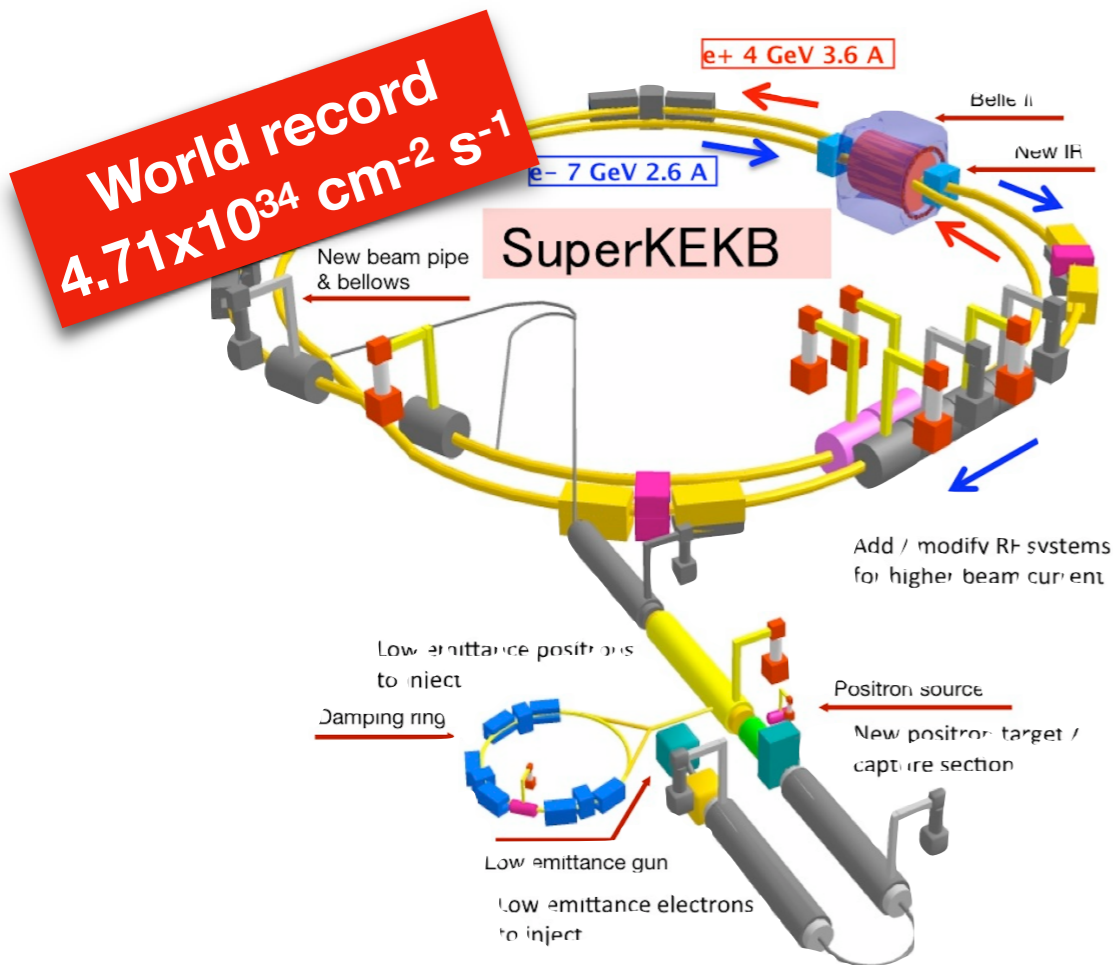
Belle II aims at testing the Standard Model and improving the precision on flavor-physics parameters

Today showed new branching fraction measurements, competitive with current best even with less statistics. Additional precision by exploiting also the Belle dataset

Data-taking just resumed, aim to reach 1 ab^{-1} of integrated luminosity by 2024 and test the Standard Model with competitive data sample

backup

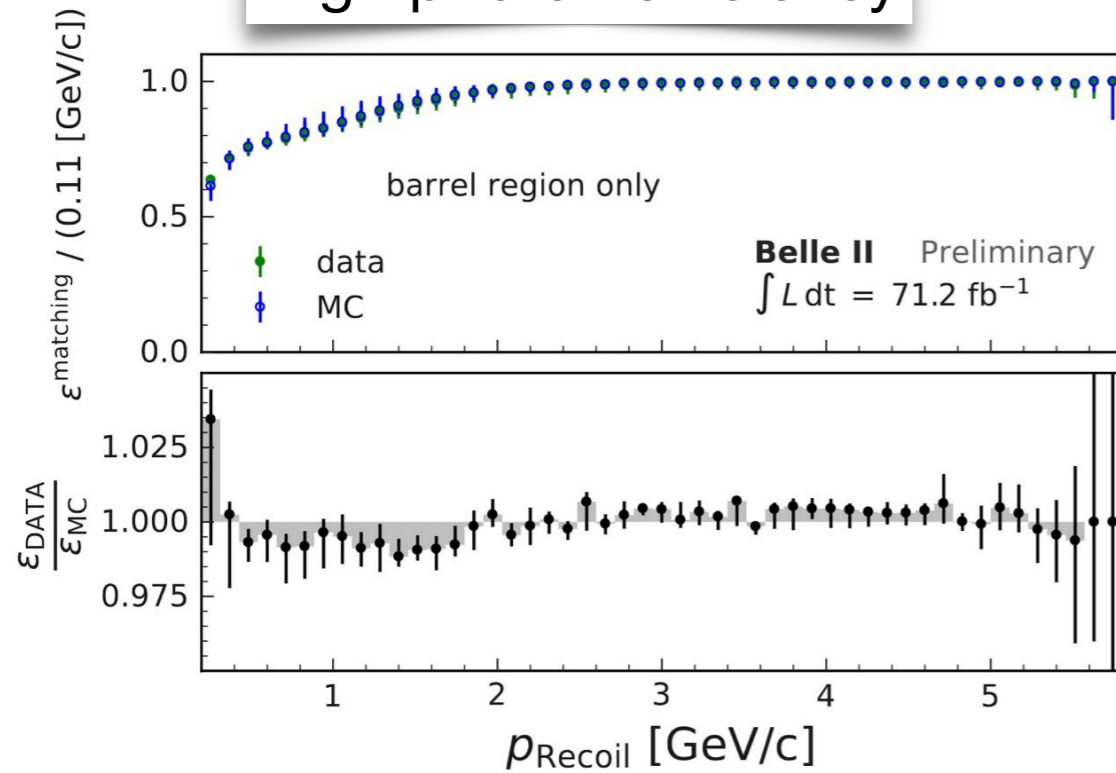
Belle II at SuperKEKB



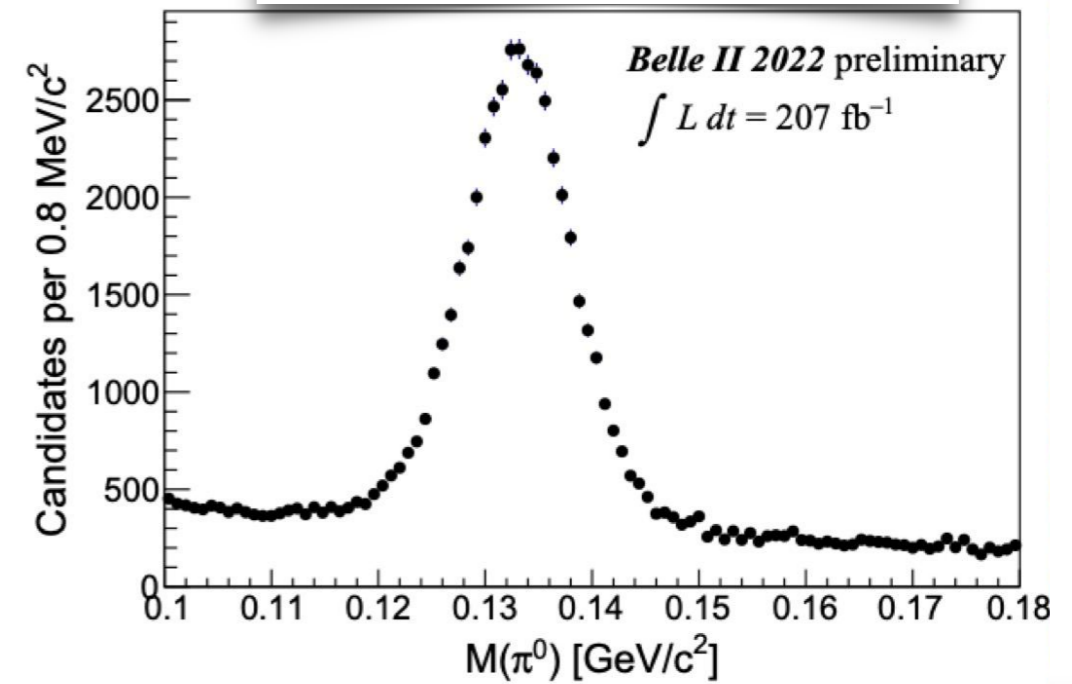
- ~100% of $\Upsilon(4S)$ decay to $B\bar{B}$ pairs
- Low-background production of ~30 pairs/s
- Precisely known collision energy
- Coherent evolution of B and \bar{B}
- **Currently ~390 M pairs**

Performance overview

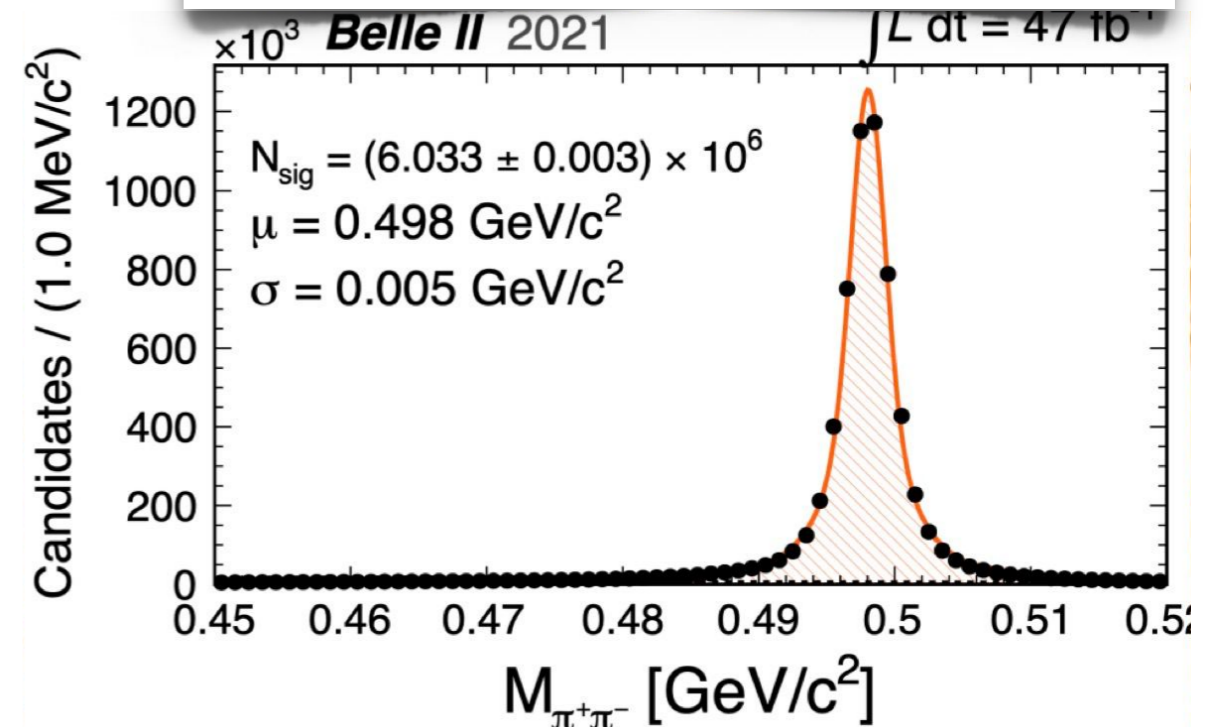
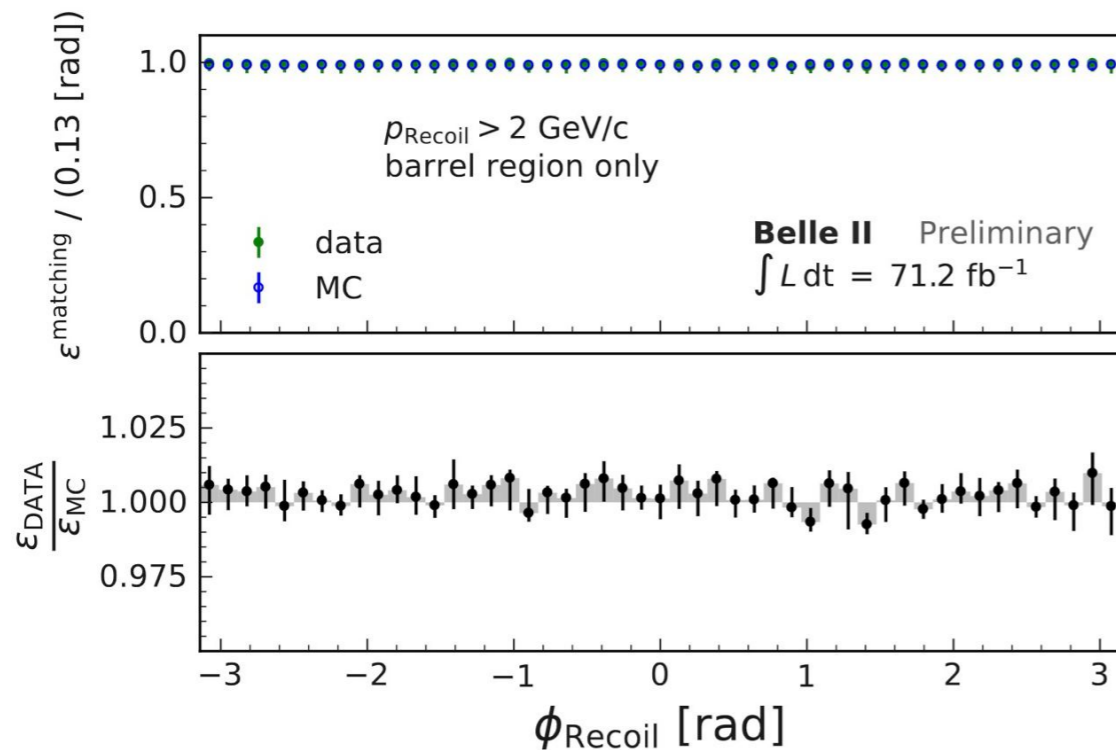
High photon efficiency



Good π^0 reconstruction



Excellent K_S^0 reconstruction



Isospin test in $B^- \rightarrow D^0 \rho^-$

Branching fraction measurements on $\bar{B}^0 \rightarrow D^0 \rho^0, D^+ \rho^-$ and $B^- \rightarrow D^0 \rho^-$ provide tests of calculations of hadronic decay rates based on heavy-quark limit and factorization models. The ratio R and strong-phase difference δ between those amplitudes are related to the branching fractions of the three decays and the ratio of the B^+ and B^- lifetimes

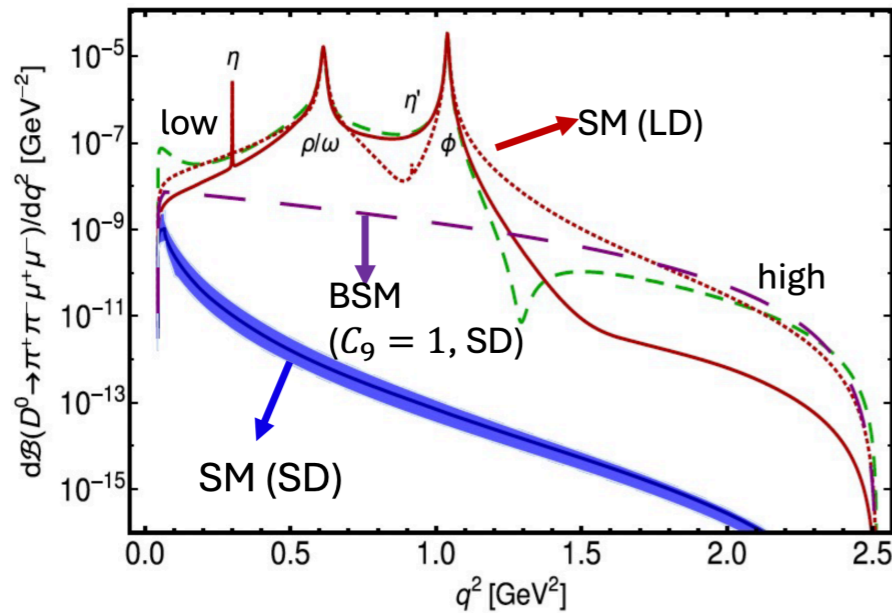
$$R = \left(\frac{3 \tau_+ \mathcal{B}(D^0 \rho^0) + \mathcal{B}(D^+ \rho^-)}{2 \tau_0 \mathcal{B}(D^0 \rho^-)} - \frac{1}{2} \right)^{\frac{1}{2}} \quad \cos \delta = \frac{1}{2R} \left(\frac{3 \tau_+ \mathcal{B}(D^0 \rho^0) - 2 \mathcal{B}(D^+ \rho^-)}{2 \tau_0 \mathcal{B}(D^0 \rho^-)} + \frac{1}{2} \right)$$

Results reported by LHCb: $R = 0.69 \pm 0.15$ and $\cos \delta = 0.984^{+0.113}_{-0.048}$

[[PRD 92 032002 \(2015\)](#)]

Update with Belle II $D^0 \rho^-$ result : $R = 0.93^{+0.11}_{-0.12}$ and $\cos \delta = 0.919^{+0.012}_{-0.009}$

Search for rare $D^0 \rightarrow h^- h^{(\prime)+} e^+ e^-$ decays



[PRD 98 035041 (2018)]

m_{ee} region	[MeV/c ²]	Yield	Significance	\mathcal{B}	UL @ 90% CL
$K^- K^+ e^+ e^-$					
η	520-560	-	$< 0.1\sigma$	-	< 2.3
ρ^0/ω	> 675	2.6 ± 1.8	2.0σ	$1.2 \pm 0.9 \pm 0.1$	< 3.0
non-resonant	> 200 ^a	3.5 ± 3.3	1.5σ	$3.1 \pm 3.0 \pm 0.4$	< 7.7
$\pi^- \pi^+ e^+ e^-$					
η	520-560	0.6 ± 2.3	0.3σ	$0.4 \pm 1.4 \pm 0.2$	< 3.2
ρ^0/ω	675-875	3.7 ± 4.1	0.9σ	$2.0 \pm 2.2 \pm 0.8$	< 6.1
ϕ	995-1035	3.6 ± 3.2	1.1σ	$1.1 \pm 1.1 \pm 0.2$	< 3.1
non-resonant	> 200	-0.2 ± 4.1	$< 0.1\sigma$	$-0.2 \pm 3.4 \pm 0.9$	< 7.2
$K^- \pi^+ e^+ e^-$					
η	520-560	4.0 ± 2.7	1.6σ	$2.2 \pm 1.5 \pm 0.5$	< 5.6
ρ^0/ω	675-875	110 ± 13	11.8σ	$39.6 \pm 4.5 \pm 2.9$	-
ϕ	990-1034	4.6 ± 2.4	2.5σ	$1.4 \pm 0.8 \pm 0.3$	< 2.9
non-resonant	> 560	2.2 ± 4.2	0.4σ	$1.3 \pm 2.4 \pm 0.6$	< 6.5

^a Excluding resonance regions, which is same for all three modes.