

# Time-dependent CPV in the B decays at Belle II

**Radek Žlebčik**

*on behalf of the Belle II collaboration*

August 30, 2022

14<sup>th</sup> Conference on the  
Intersections of Particle and  
Nuclear Physics

**Orlando, state Florida**



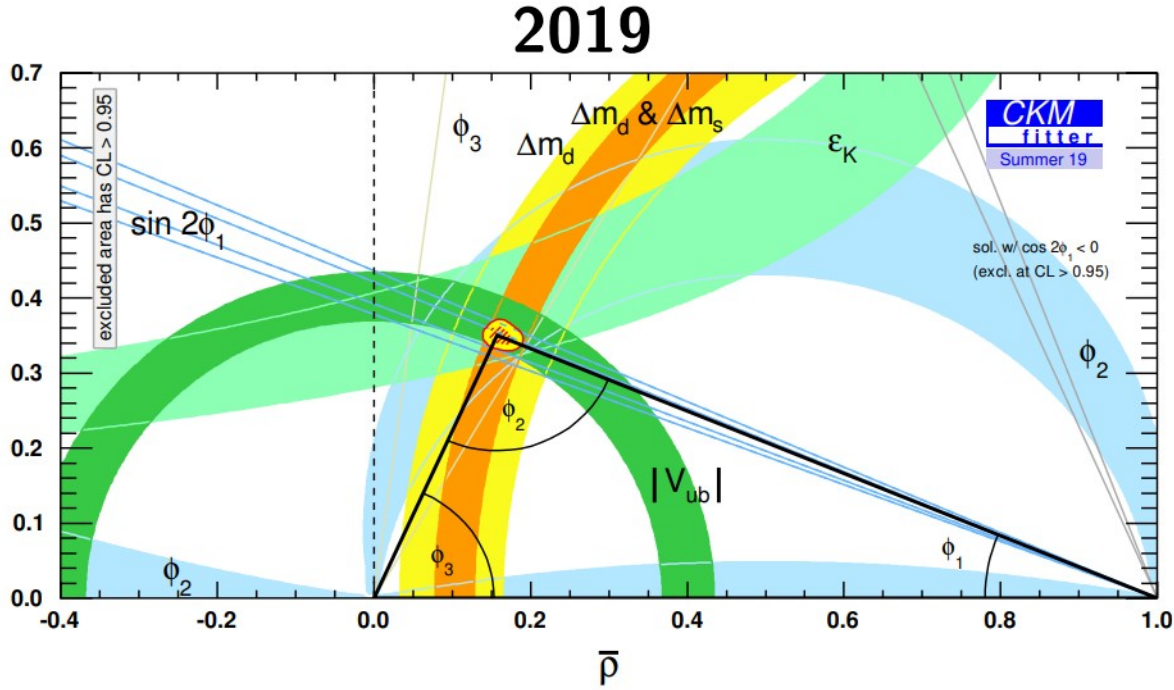
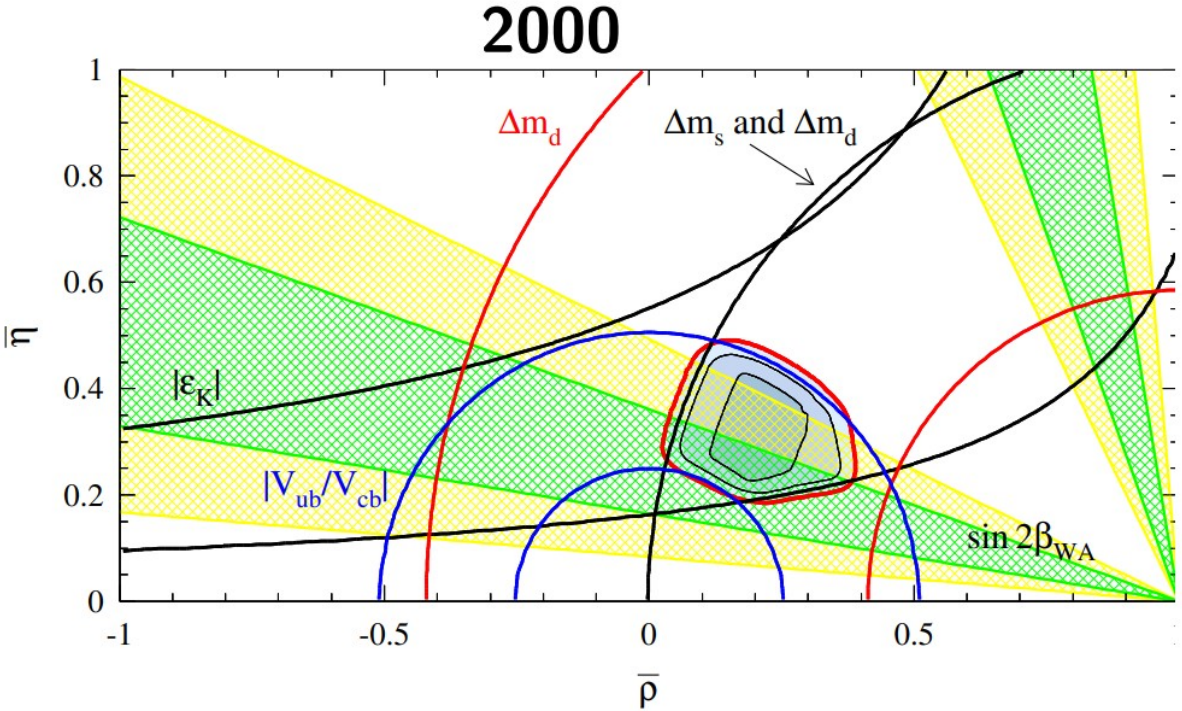
**CHARLES  
UNIVERSITY**



Cape Canaveral

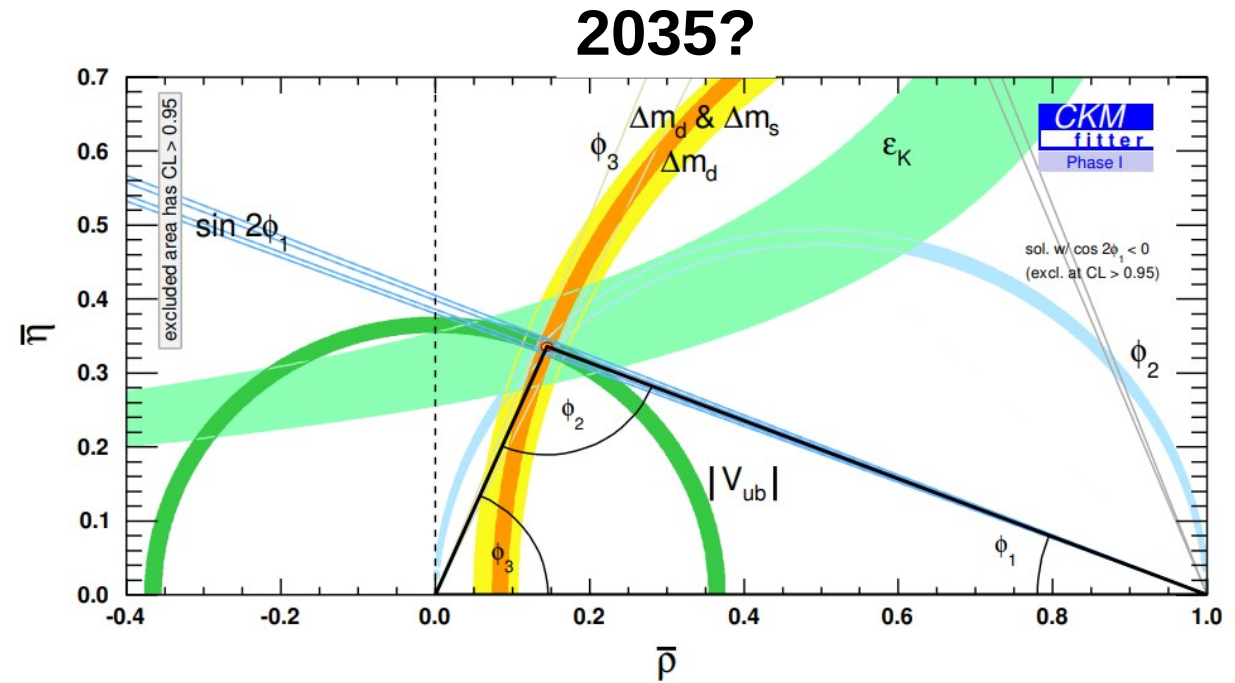
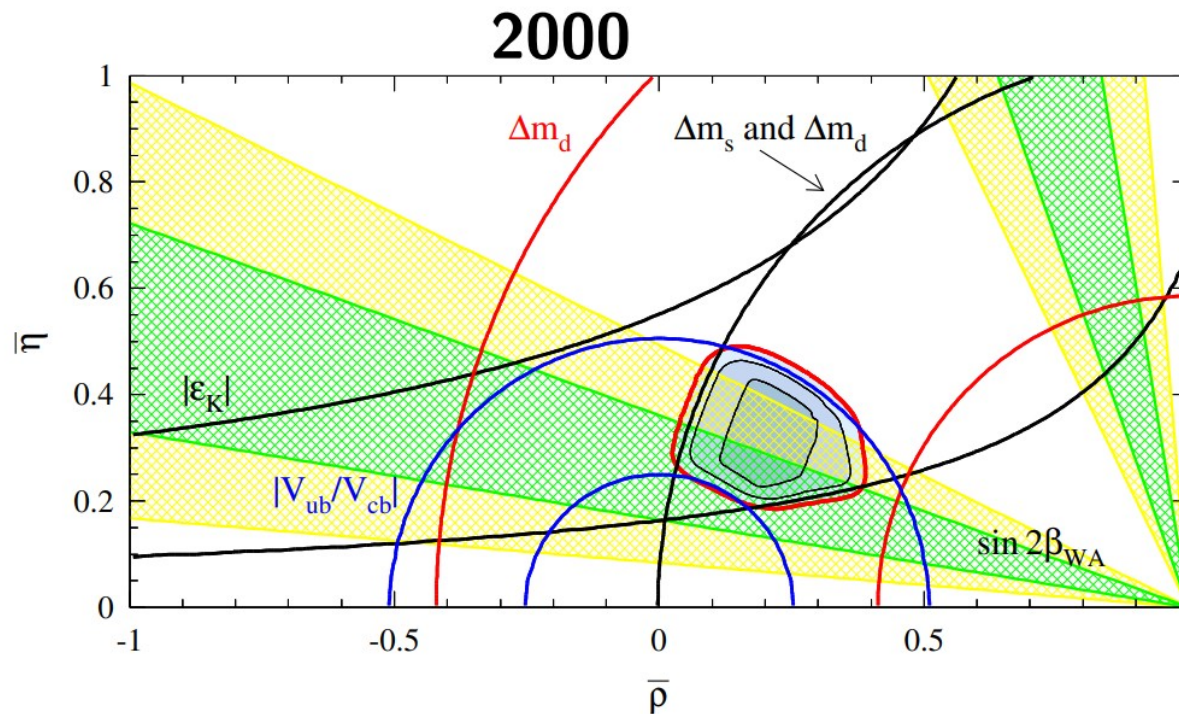
# Unitarity triangle : 20 years of development

- UT constructed from CKM matrix has angles and sides which are well-defined (physical) quantities
- New Physics can cause inconsistency in the triangle parameters or inconsistency between tree-dominated and loop-dominated modes



# Unitarity triangle : in 15 years?

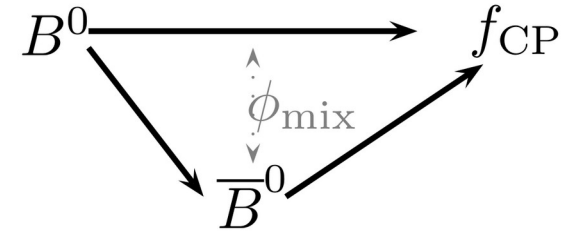
- UT constructed from CKM matrix has angles and sides which are well-defined (physical) quantities
- New Physics can cause inconsistency in the triangle parameters or inconsistency between tree-dominated and loop-dominated modes



*50 times larger Belle II data set will improve the precision to the sub-percent level*

# CP violation in interference of mixing and decay

- The  $|S| \sim \sin 2\phi_1$  measurable from the time-dependent asymmetry between  $B^0 \rightarrow f_{CP}$  and  $\bar{B}^0 \rightarrow f_{CP}$

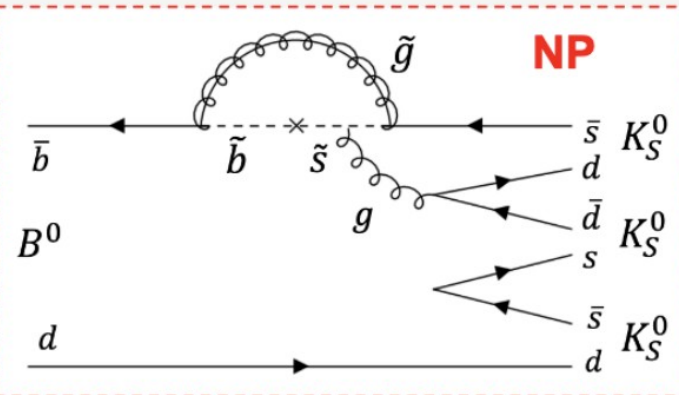
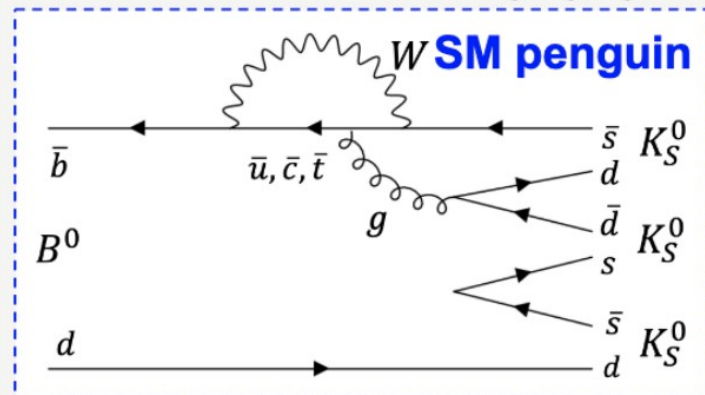


$$\mathcal{A}_{CP}(\Delta t) = \frac{\mathcal{B}(\bar{B}^0 \rightarrow f_{CP})(\Delta t) - \mathcal{B}(B^0 \rightarrow f_{CP})(\Delta t)}{\mathcal{B}(\bar{B}^0 \rightarrow f_{CP})(\Delta t) + \mathcal{B}(B^0 \rightarrow f_{CP})(\Delta t)} = S \sin(\Delta m_d \Delta t) + A \cos(\Delta m_d \Delta t)$$

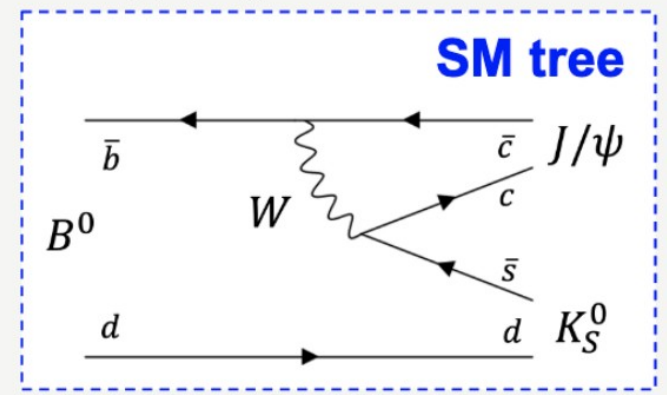
Mixing-induced CPV

Direct CPV

$$S_{K_S^0 K_S^0 K_S^0} = -\sin 2\phi_1 + \Delta S$$



$$S_{J/\psi K_S^0} = \sin 2\phi_1$$



# Workflow for time-dependent B measurements

time, luminosity



$B^0-\bar{B}^0$   
oscillations  
 $\Delta m_d$

LHCb dominated

$B^0 \rightarrow D^{(*)}\pi^+$   
**Done**

CP violation  
in tree-decays  
 $\sin 2\beta$

Tie between  
LHCb and B-factories

$B^0 \rightarrow J/\psi K_s$   
4-times less stat than Belle

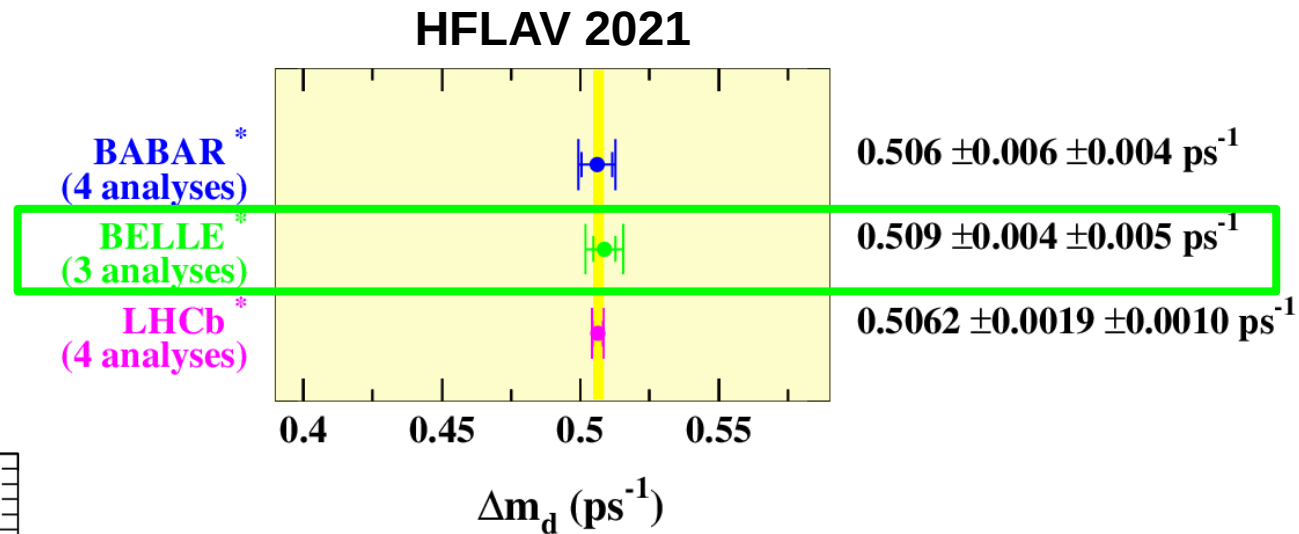
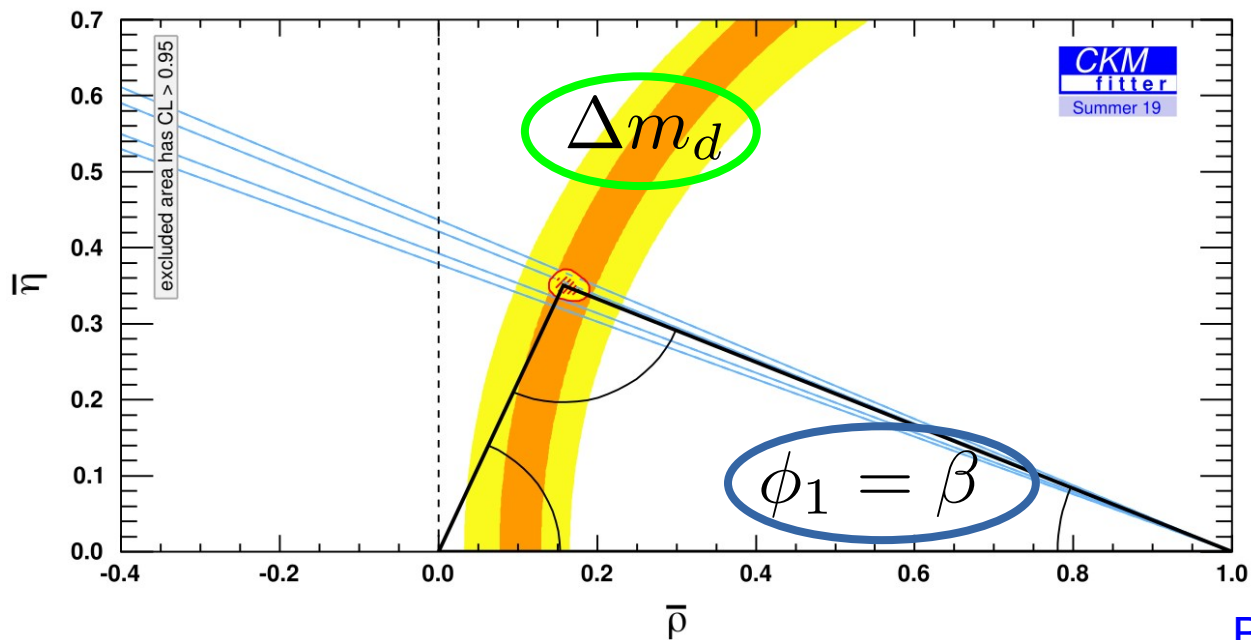
CP violation  
in rare B-decays  
 $\sin 2\beta$

Dominated by B-factories

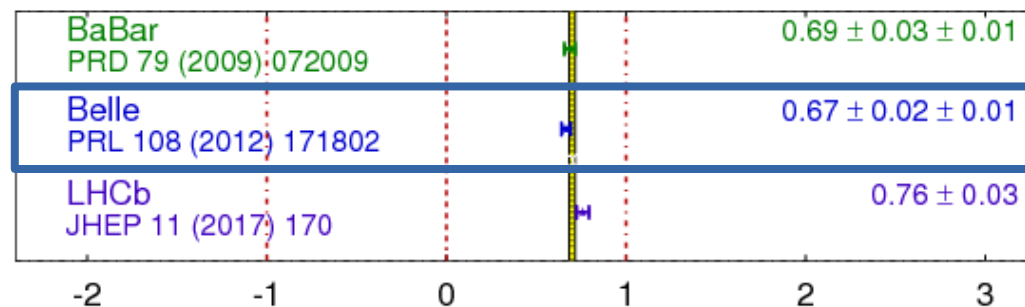
$B^0 \rightarrow K_s K_s K_s$   
 $B^0 \rightarrow K_s \pi^0$   
4-times less stat than Belle

# Sin $2\phi_1 = \sin 2\beta$ and the $B^0\bar{B}^0$ osc. frequency $\Delta m_d$

- Most precise  $\sin 2\phi_1$  estimate comes from Belle
- The oscillation frequency driven by the LHCb measurement



$S \sim \sin(2\beta) \equiv \sin(2\phi_1)$  HFLAV Moriond 2018 PRELIMINARY

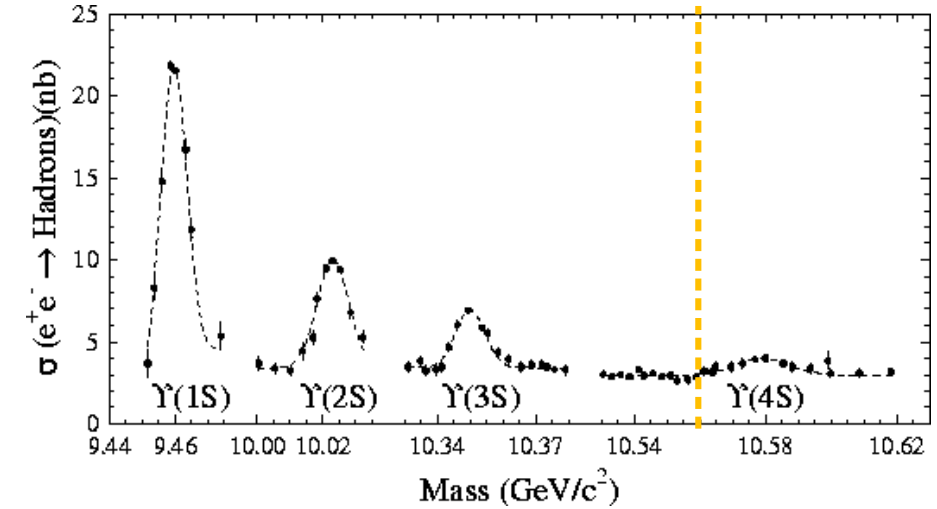
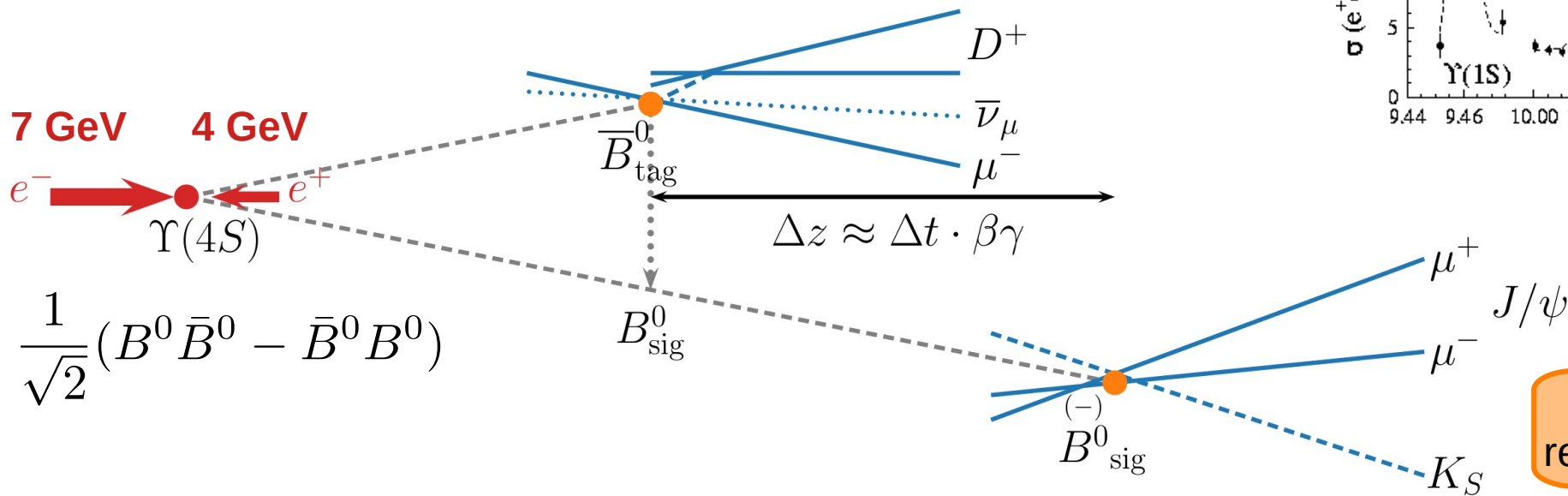


Belle II with full lumi can achieve 0.5% precision for  $\sin 2\beta$

# Measuring time-dep. CPV at Belle II

$B^0 \bar{B}^0$  mass

- Due to the asymmetric beam energies B-mesons fly in the direction of the  $e^-$  beam with a maximal deviation of 12 deg



Time-measurement  $\longleftrightarrow$  distance-measurement

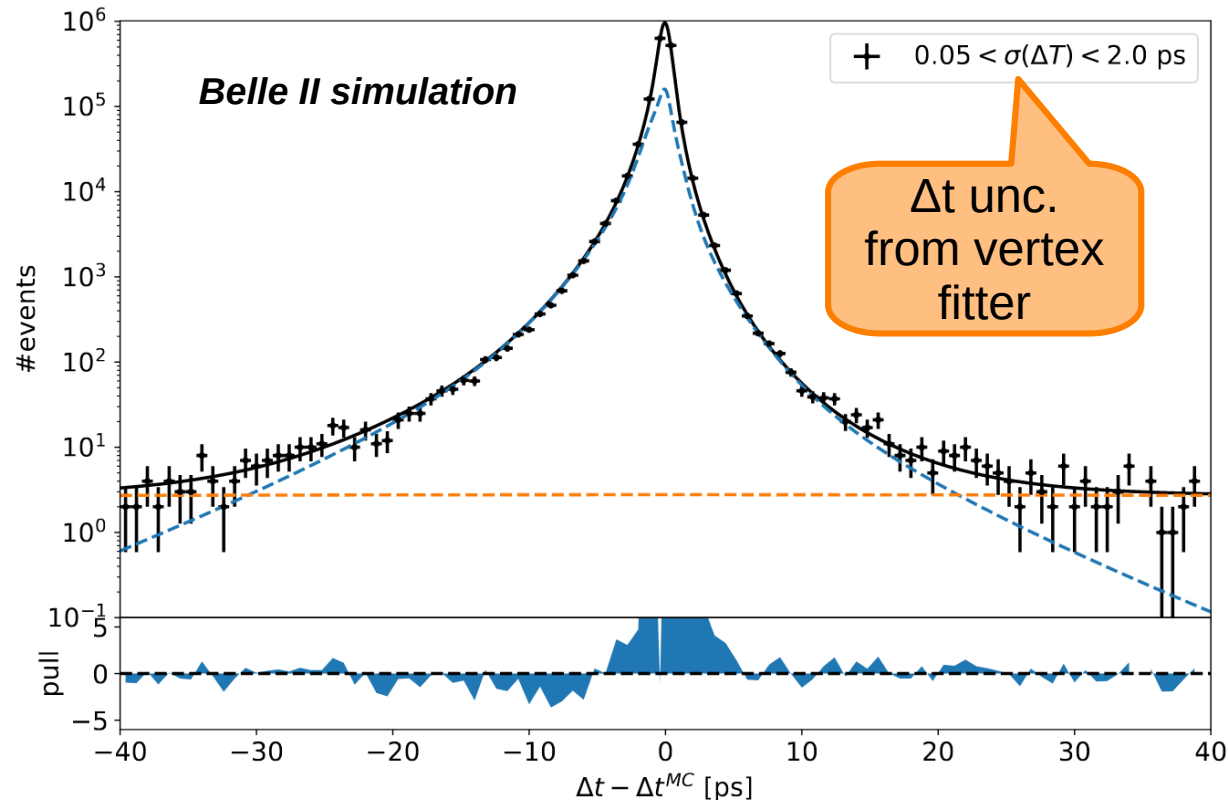
Belle II :  $\Delta z \approx 130 \mu\text{m}$   
 Belle :  $\Delta z \approx 200 \mu\text{m}$

Fully reconstructed From rest of event

$$\Delta t = \frac{(\vec{v}_{\text{sig}} - \vec{v}_{\text{tag}}) \cdot \vec{n}_{\text{boost}}}{\gamma\beta c}$$

# The $\Delta t$ resolution function

- Knowledge of the  $\Delta t$  resolution is crucial for time-dependent measurements
- In most cases it is driven by tag-B meson
  - universality of the resolution function between processes



$$f_{\text{obs}}(\Delta t, \sigma) = f_{\text{phys}}(\Delta t) \otimes \mathcal{R}(\delta\Delta t, \sigma)$$

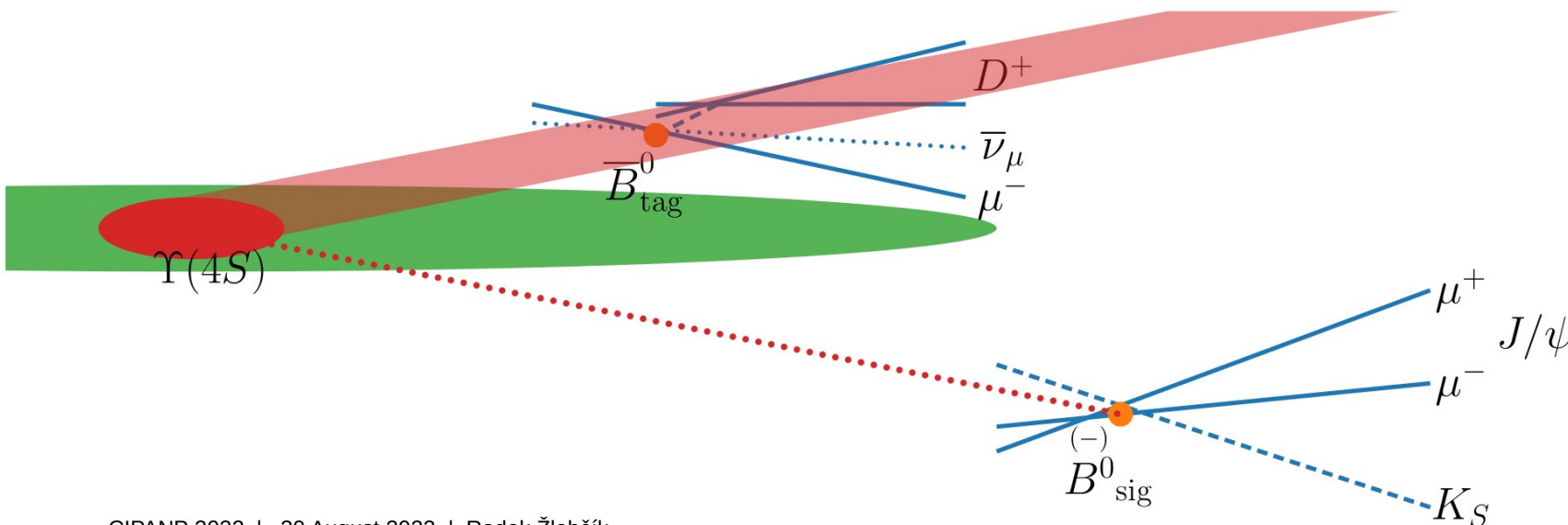
$$\begin{aligned} \mathcal{R}(\delta\Delta t; \sigma) = & (1 - f_{\text{tail}}) \cdot G(\delta\Delta t; \mu_{\text{main}} \cdot \sigma, s_{\text{main}} \cdot \sigma) \\ & + (1 - f_{\text{exp}}) \cdot f_{\text{tail}} \cdot G(\delta\Delta t; \mu_{\text{tail}} \cdot \sigma, s_{\text{tail}} \cdot \sigma) \\ & + f_{\text{tail}} \cdot f_{\text{exp}} \cdot G(\delta\Delta t; \mu_{\text{tail}} \cdot \sigma, s_{\text{tail}} \cdot \sigma) \\ & \otimes \left( (1 - f_{\text{R}}) \exp_{-}(\delta\Delta t/c \cdot \sigma) + f_{\text{R}} \exp_{+}(-\delta\Delta t/c \cdot \sigma) \right) \end{aligned}$$



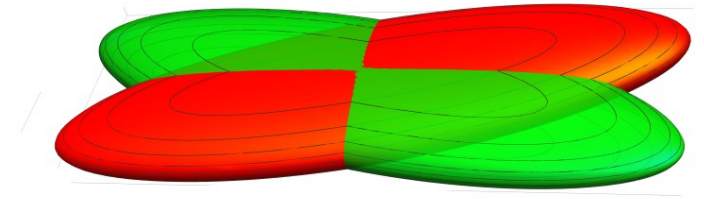
# Beam spot constraint

- At Belle II the much higher peak luminosity is achieved by so-called nano-beam scheme
- The small beam size can be used to better constrain the kinematics of the event (e.g. improving  $B_{\text{tag}}$  vertex precision and consequently  $\Delta t$  resolution)


$$\sigma_{Y'} = 0.2\mu\text{m}, \sigma_{X'} = 13\mu\text{m}, \sigma_{Z'} = 320\mu\text{m}$$



Belle



Belle II



## Beam spot calibration

- Based on  $ee \rightarrow \mu\mu$  events with high-stat
- Calibrated every  $\sim 30$ min
- All parameters of the 3D Gaussian PDF measured (3 sizes + 3 angles)

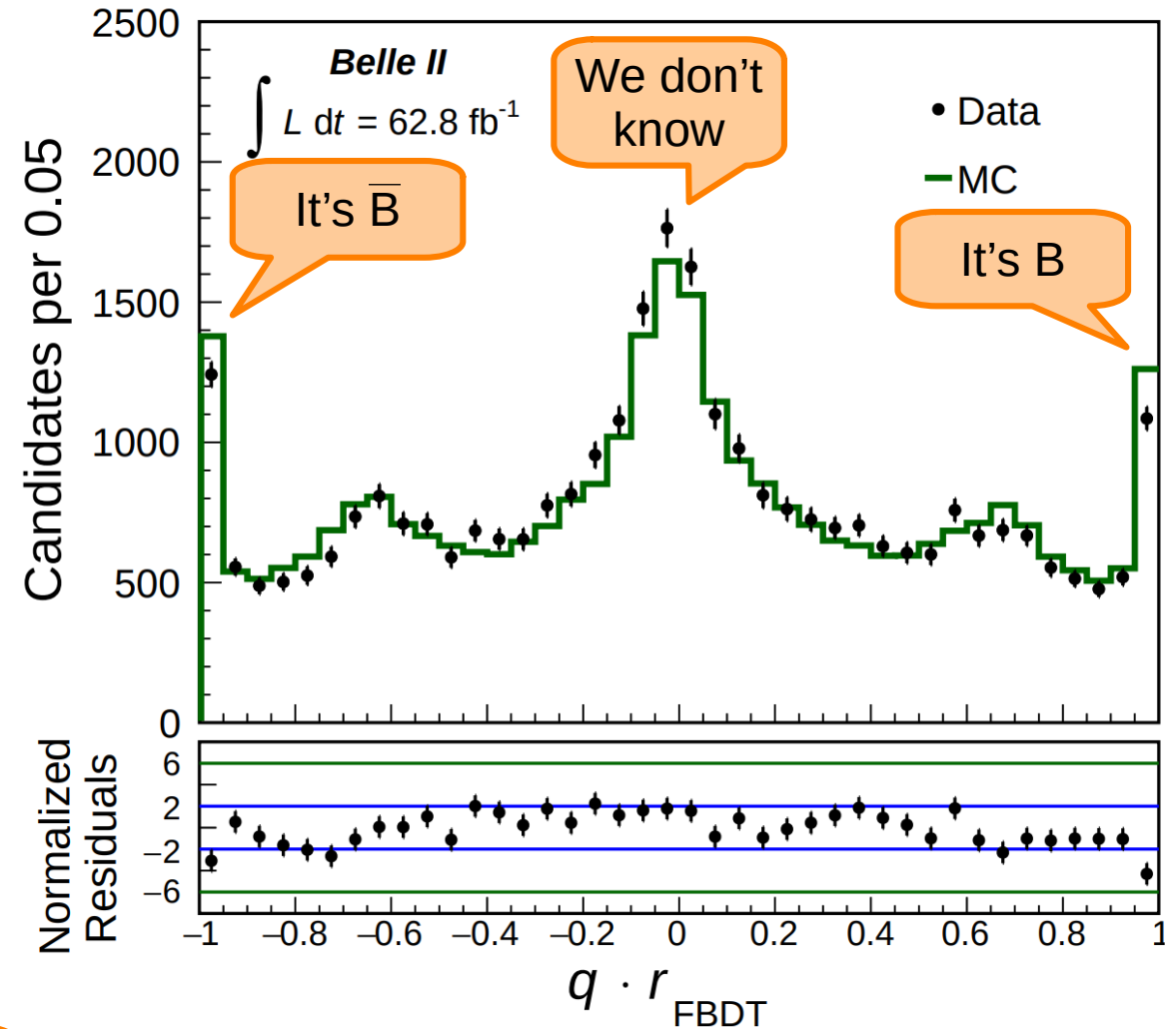
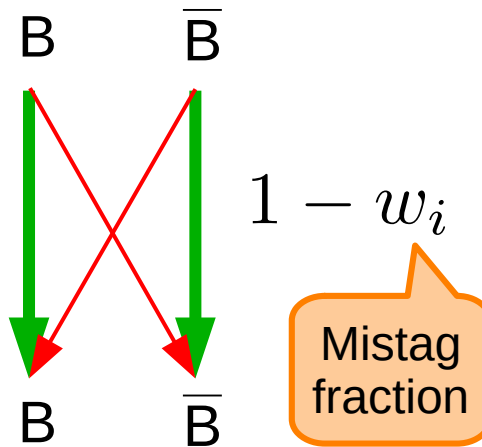
# Flavor tagging

- Determination of the  $B_{\text{tag}}$  flavor using all the particles not belonging to signal B
- The  $|qr|$  is split into 7 bins to test the performance in hadronic B decays data
- The efficiency evaluated from  $BB/B\bar{B}$  asymmetries in all  $|qr|$  bins

$$\epsilon_{\text{eff}} = \sum_{i \in |qr| \text{ bins}} \epsilon_i (1 - 2w_i)^2$$

$$\epsilon_{\text{eff}}^{\text{Belle}} = (30.1 \pm 0.4)\%$$

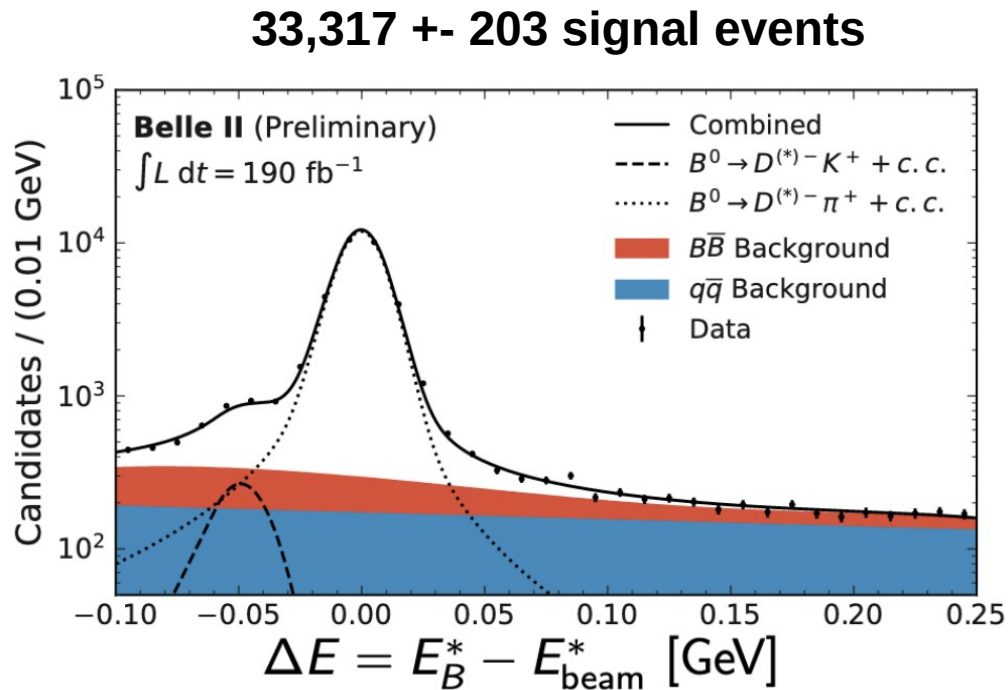
$$\epsilon_{\text{eff}}^{\text{Belle II}} = (30.0 \pm 1.2)\%$$



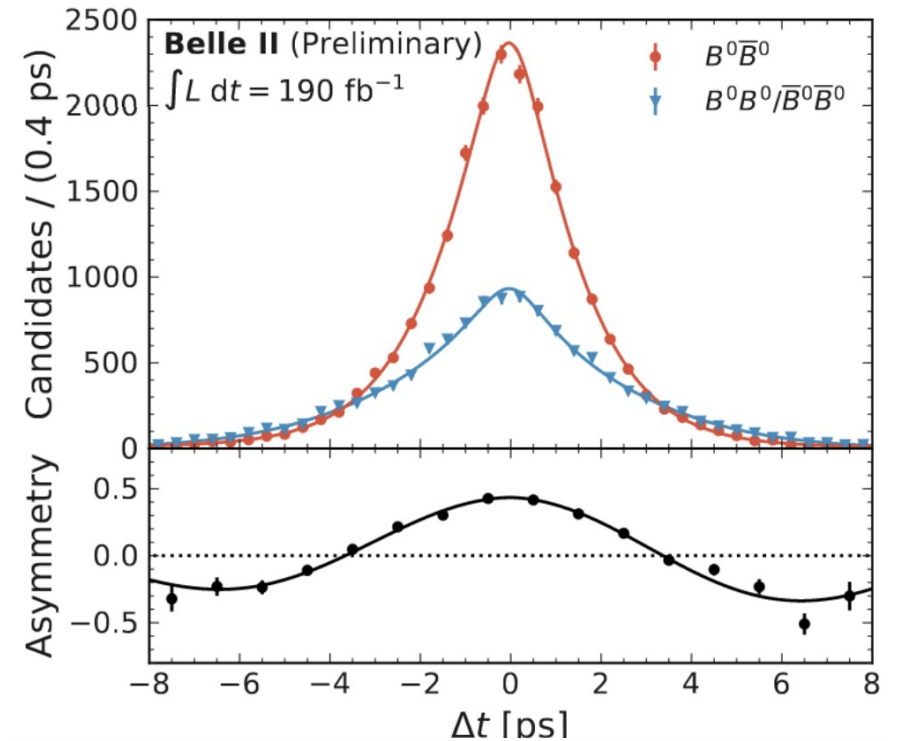
Dilution factor :  $r_{\text{FBDT}} \approx 1 - 2w$   
 Flavor tag :  $q = \pm 1$

# Lifetime and mixing: $B^0 \rightarrow D^{(*)-} \pi^+$

- The Belle II measurement with  $190 \text{ fb}^{-1}$  follows the Belle measurement of  $140 \text{ fb}^{-1}$ 
  - Mixing measurement in hadronic B decays probes the TD analysis framework
- Both B mesons are in the flavor eigenstate, one fully reconstructed
- Analysis of  $B^0 \rightarrow D^{*-} l^+ \nu$  events in progress



Data until July 2021



Moriond 2022

# Lifetime and mixing: $B^0 \rightarrow D^{(*)-} \pi^+$ : results

- Unbinned ML fit in  $\Delta t$  and  $\sigma$
- Measurement still statistical limited
- Sys. unc. dominated by the resolution function, alignment and beam spot

Better than Belle / BaBar

$$\tau_{B^0} = 1.499 \pm 0.013(\text{stat}) \pm 0.008(\text{syst}) \text{ ps}$$

$$\Delta m_d = 1.516 \pm 0.008(\text{stat}) \pm 0.005(\text{syst}) \text{ ps}^{-1}$$

$\Delta t$  resolution function & wrong tag info ready to be used in CPV measurements

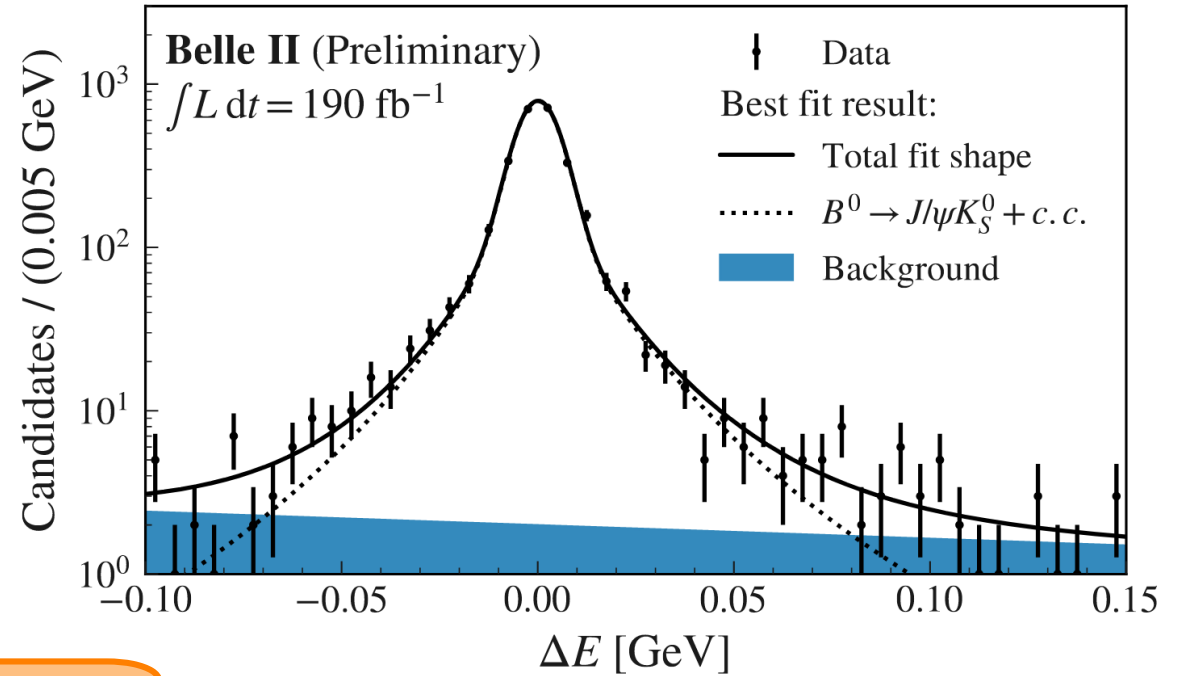
Source	$\tau_{B^0}$ [ps]	$\Delta m_d$ [ps <sup>-1</sup> ]
Statistical	0.0130	0.0079
Resolution function	0.0063	0.0028
Alignment	0.0027	0.0024
Momentum scale	0.0002	0.0008
Analysis bias	0.0003	0.0011
Multiple candidates	0.0024	0.0009
Treatment of $\sigma_t$	0.0005	0.0010
$B^0 \rightarrow D^{(*)-} K^+$ fraction	0.0007	0.0002
$B\bar{B}$ $\Delta E$ shape	0.0004	0.0001
$q\bar{q}$ $\Delta E$ shape	0.0006	0.0000
$C$ shapes	0.0000	0.0014
Beam spot	0.0021	0.0014
Boost vector	0.0003	0.0001
CoM energy	0.0007	0.0003
Total	0.0077	0.0046

*Results consistent with PDG, competitive with Belle/BaBar*

# CPV measurement: $B^0 \rightarrow J/\psi K_s^0$

- Golden channel for  $\sin 2\phi_1$  measurement
- Both  $J/\psi \rightarrow \mu^+\mu^-$  and  $J/\psi \rightarrow e^+e^-$  analyzed

- 1) Parameters of the  $\Delta t$  resolution function and flavor tagging obtained from  $B^0 \rightarrow D^{(*)-} \pi^+$  analysis
- 2)  $\Delta E$  distribution fitted
- 3) 2D fit of  $\Delta t$ ,  $\sigma$  with only S, A free



Wrong tag fraction q-asym.

Wrong tag fraction

$$P_{CP}(\Delta t, q) = \frac{e^{-|\Delta t|/\tau_{B^0}}}{2\tau_{B^0}} \left\{ 1 - q\Delta w + q\mu(1-w) + [q(1-w) + \mu(1-q\Delta w)][S_{CP} \sin(\Delta m_d \Delta t) + A_{CP} \cos(\Delta m_d \Delta t)] \right\}$$

$$q = +1 \quad B_{\text{tag}} = B^0$$

$$q = -1 \quad B_{\text{tag}} = \bar{B}^0$$

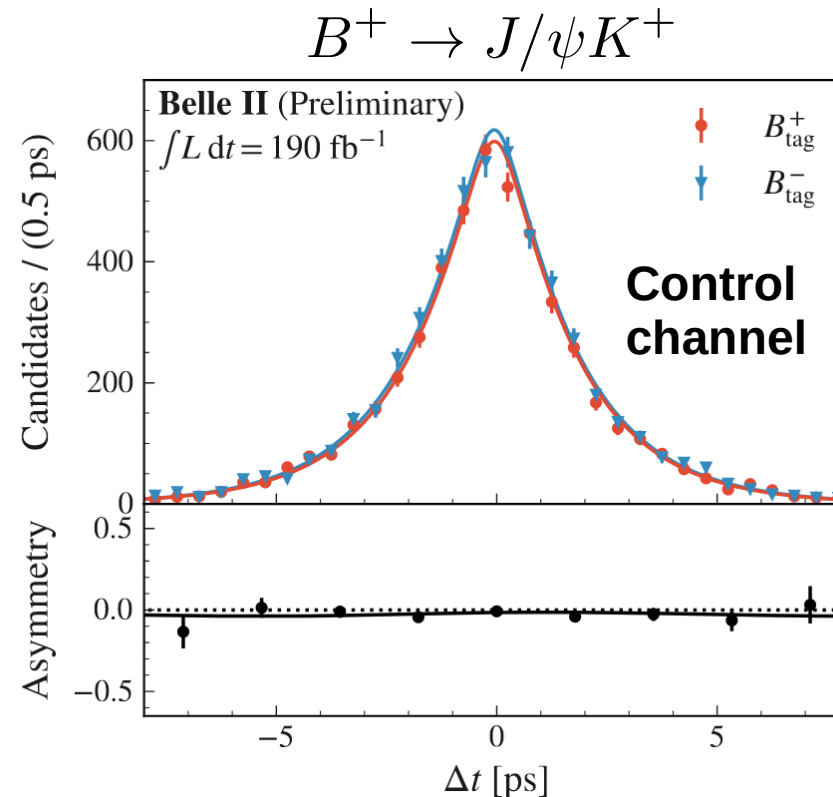
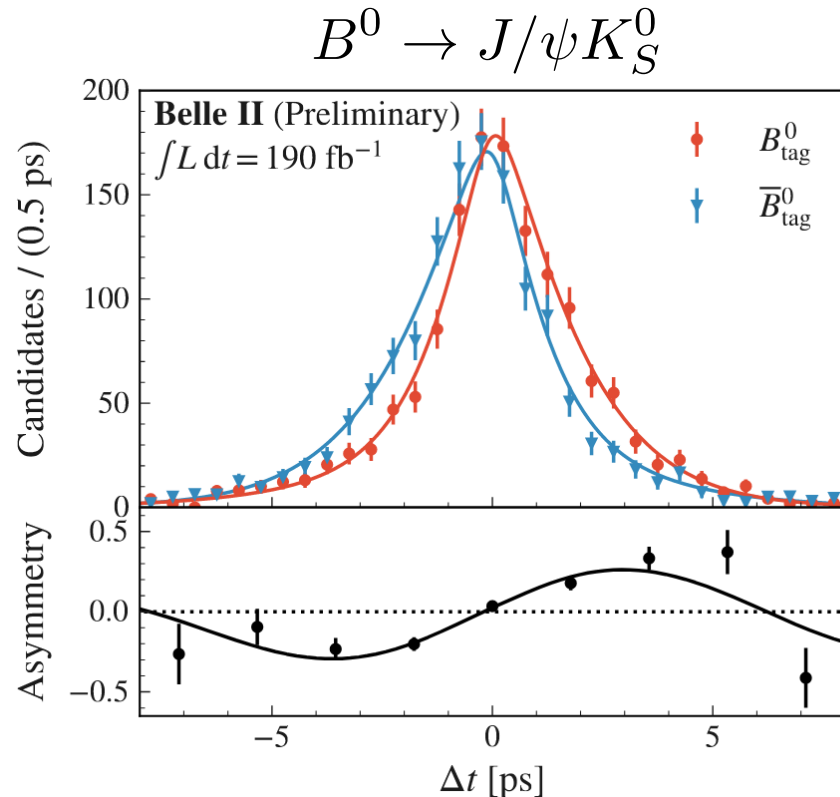
Efficiency q-asym.

ICHEP 2022

# CPV measurement: $B^0 \rightarrow J/\psi K_S^0$

- The  $J/\psi K_S^0$  sample has  $\sim 99\%$  purity
- S, A for control mode compatible with 0
- Slight difference for A between e and  $\mu$

Sample	$N_{\text{evts}}$	$p_{\text{sig}}(\%)$	$\varepsilon_{\text{sig}}(\%)$	$S_{CP}$	$A_{CP}$
$B^0 \rightarrow J/\psi K_S^0$	2755	98.6	40.6	$0.720 \pm 0.062$	$0.094 \pm 0.044$
$B^0 \rightarrow J/\psi (\rightarrow \mu^+ \mu^-) K_S^0$	1615	99.2	47.6	$0.776 \pm 0.078$	$0.042 \pm 0.057$
$B^0 \rightarrow J/\psi (\rightarrow e^+ e^-) K_S^0$	1140	98.0	33.6	$0.676 \pm 0.093$	$0.185 \pm 0.068$
$B^+ \rightarrow J/\psi K^+$	9973	98.1	40.3	$0.016 \pm 0.029$	$0.021 \pm 0.021$
$B^+ \rightarrow J/\psi (\rightarrow \mu^+ \mu^-) K^+$	5760	99.0	46.6	$-0.015 \pm 0.039$	$0.008 \pm 0.028$
$B^+ \rightarrow J/\psi (\rightarrow e^+ e^-) K^+$	4213	96.7	34.1	$0.058 \pm 0.045$	$0.040 \pm 0.033$



# CPV measurement: $B^0 \rightarrow J/\psi K_s^0$

PDG :  $S_{CP} = 0.699 \pm 0.017$

- $S_{CP}$  value have twice larger stat uncertainty than at Belle due to 4times smaller sample
- In our convention, the syst. uncertainty incorporates res. fun. stat uncertainties from  $B^0 \rightarrow D^{(*)-} \pi^+$  sample size

Projection to Belle lumi  
 $\pm 0.013$

$$S_{CP} = 0.720 \pm 0.062(\text{stat}) \pm 0.016(\text{syst})$$

$$A_{CP} = 0.094 \pm 0.044(\text{stat}) \begin{matrix} +0.042 \\ -0.017 \end{matrix}(\text{syst})$$

Belle I value:

$$0.670 \pm 0.029(\text{stat.}) \pm 0.013(\text{sys.})$$

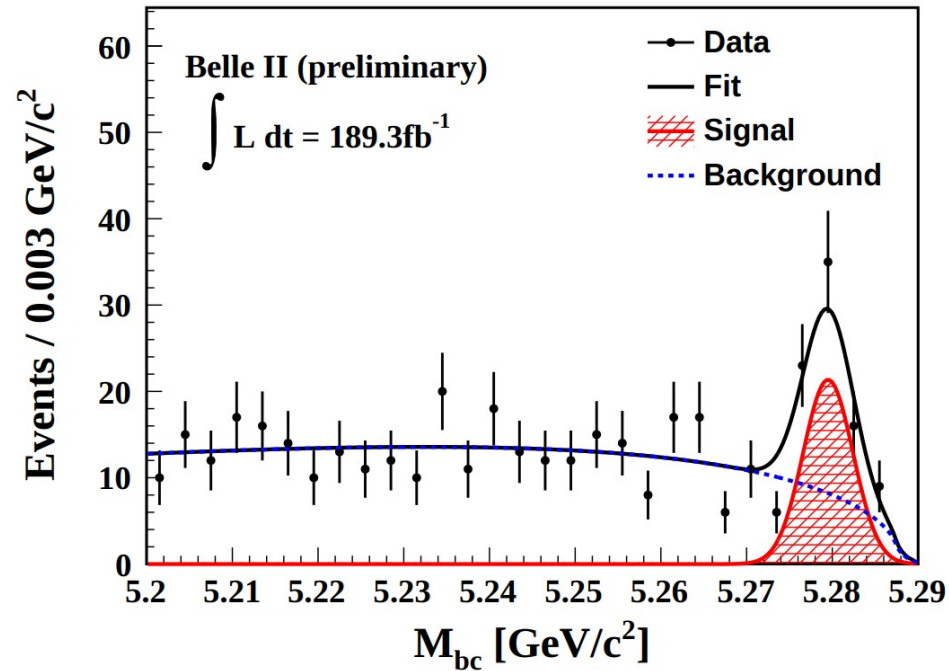
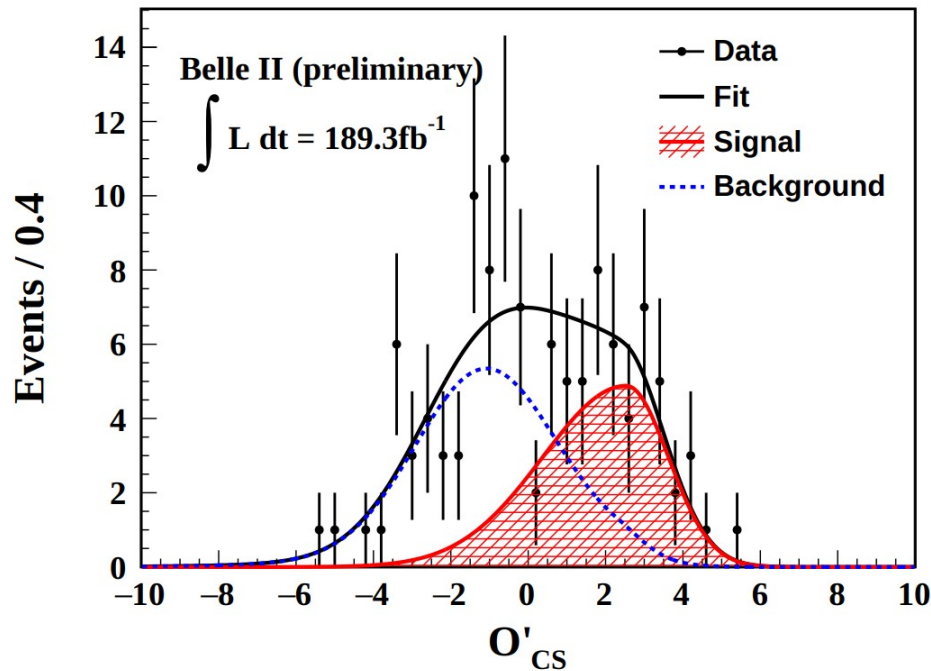
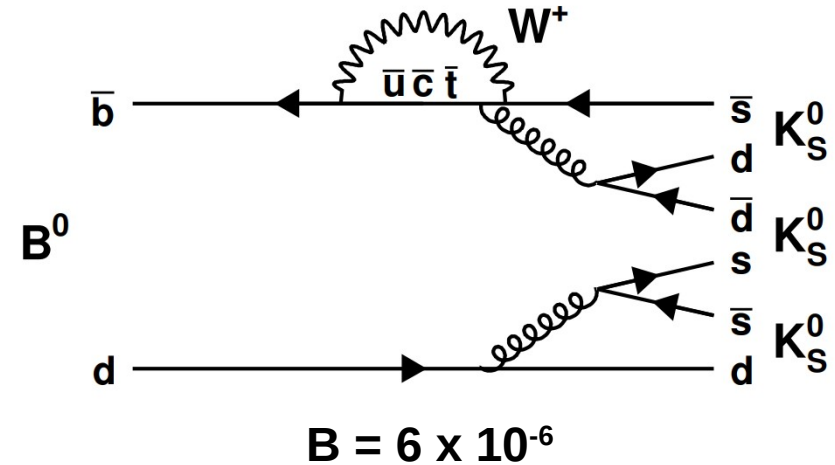
Scales like stat. unc

Source	$\sigma(S_{CP})$	$\sigma(A_{CP})$
Statistical	0.0622	0.0439
$B^0 \rightarrow D^{(*)-} \pi^+$ sample size	0.0111	0.0093
Analysis bias	0.0080	0.0020
Signal charge asymmetry	0.0027	0.0126
$w_6^+ = 0$ limit	0.0014	0.0001
Resolution function parametrization	0.0039	0.0008
$\tau_{B^0}, \Delta m_d$	0.0007	0.0002
Alignment	0.0020	0.0042
Beam spot	0.0024	0.0020
Momentum scale	0.0005	0.0013
$\sigma_{\Delta t}$ binning	0.0050	0.0051
Multiple candidates	0.0005	0.0008
Tag-side interference	0.0020	+0.0380 -0.000
Total systematic	0.0159	+0.0418 -0.0173

*Sin 2 $\phi_1$  measured stat limited, similar sys. unc. as at Belle*

# CP violation in $B^0 \rightarrow K_S^0 K_S^0 K_S^0$

- Challenging vertex reconstruction
- Two BDT classifiers
  - to reduce fake  $K_S^0$  contribution
  - to reduce continuum  $q\bar{q}$  background
- Simultaneous fit to  $M_{bc}$ ,  $M$  and  $O'_{CS}$
- Validated in  $B^+ \rightarrow K^+ K_S^0 K_S^0$



53  $\pm$  8  
 signal events

ICHEP 2022



# CP violation in $B^0 \rightarrow K^0_s K^0_s K^0_s$

- In the fit  $S, A$  not restricted to physical limit  $S^2 + A^2 < 1$  which can lead to situation, where  $f_{\text{phys}}$  is sometimes negative but  $f_{\text{obs}}$  always positive

$$f_{\text{obs}}(\Delta t, \sigma) = f_{\text{phys}}(\Delta t) \otimes \mathcal{R}(\delta\Delta t, \sigma)$$

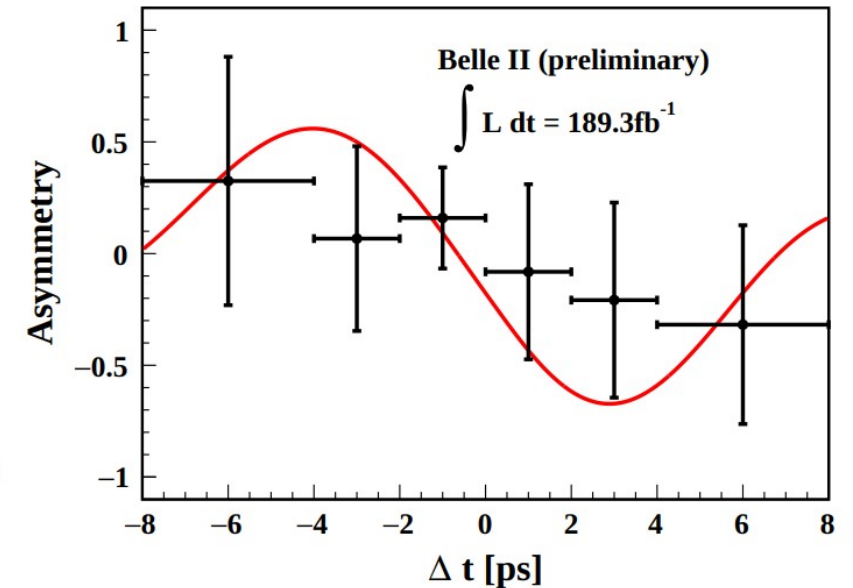
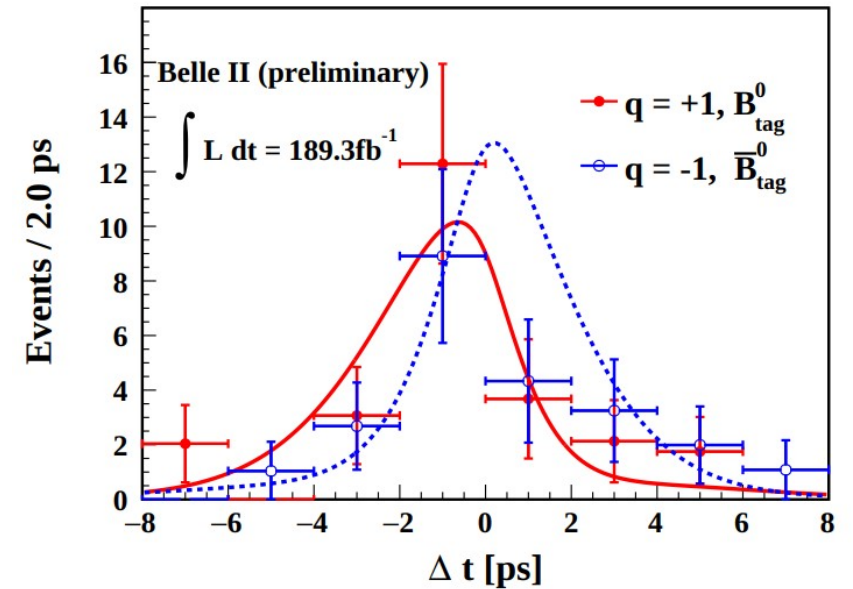
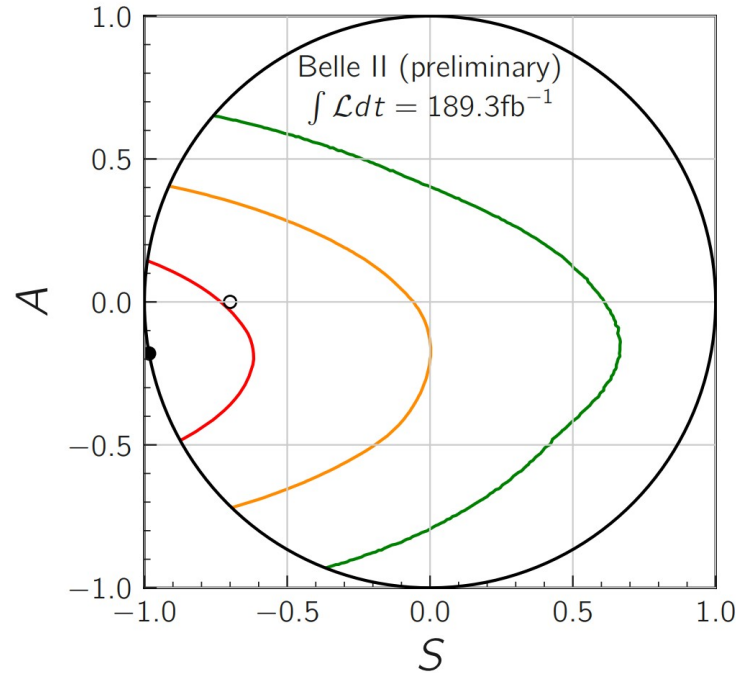
$$S = -1.86^{+0.91}_{-0.46} \text{ (stat)} \pm 0.09 \text{ (syst)}$$

$$A = -0.22^{+0.30}_{-0.27} \text{ (stat)} \pm 0.04 \text{ (syst)}$$

Belle

$$S = -0.71 \pm 0.23 \pm 0.05$$

$$A = -0.12 \pm 0.16 \pm 0.05$$



# Direct CP violation in $B^0 \rightarrow K^0_s \pi^0$

Phys.Lett.B 627 (2005) 82

- From the iso-spin symmetry in the SM holds:

$$\mathcal{A}_{CP}(K^+\pi^-) + \mathcal{A}_{CP}(K^0\pi^+) \frac{\mathcal{B}(K^0\pi^+) \tau_{B^0}}{\mathcal{B}(K^+\pi^-) \tau_{B^+}} - 2\mathcal{A}_{CP}(K^+\pi^0) \frac{\mathcal{B}(K^+\pi^0) \tau_{B^0}}{\mathcal{B}(K^+\pi^-) \tau_{B^+}} - 2\mathcal{A}_{CP}(K^0\pi^0) \frac{\mathcal{B}(K^0\pi^0)}{\mathcal{B}(K^+\pi^-)} = 0$$

- The  $\mathcal{A}_{CP}(K^0\pi^0)$  is the most imprecise  $\mathcal{A}_{CP}$  term in the equation

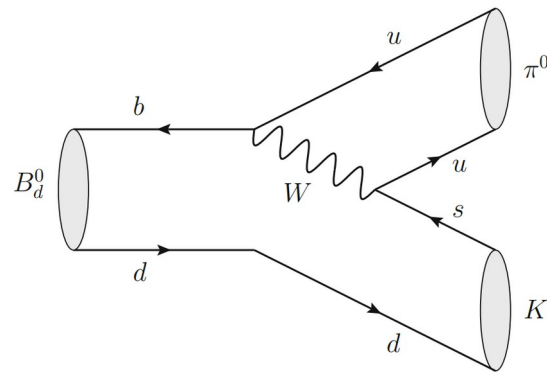
$A(K^0\pi^0)$  from iso-spin

$$A_{CP} = -0.14 \pm 0.03$$

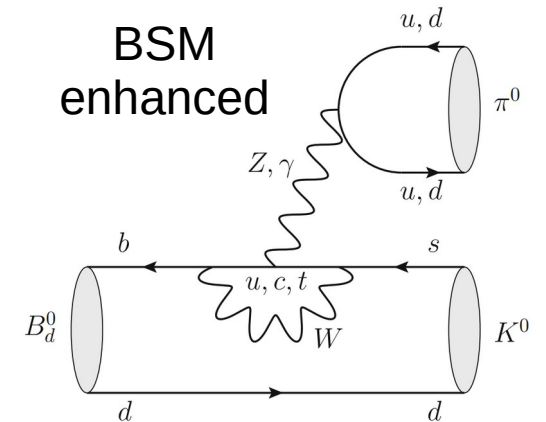


$A(K^0\pi^0)$  from Belle & BaBar

$$A_{CP} = 0.01 \pm 0.10$$



Color-suppressed tree

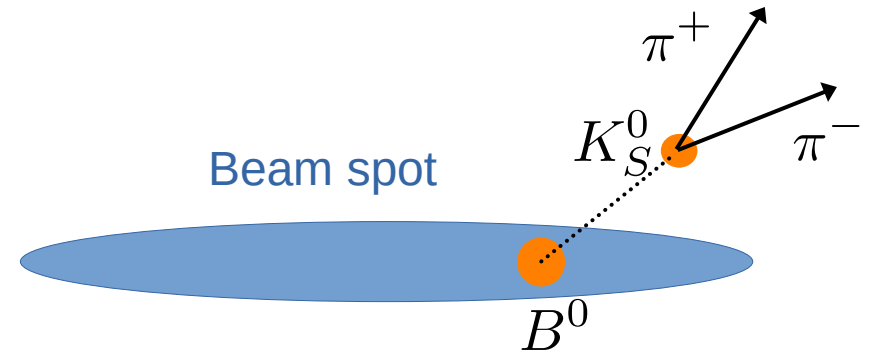


Color-allowed penguin

Eur.Phys.J.C 78 (2018) 11, 943

# Direct CP violation in $B^0 \rightarrow K_S^0 \pi^0$

- The  $B^0 \rightarrow K_S^0 \pi^0$  only accessible at  $e^+e^-$  B factories
- Main challenge is the decay vertex reconstruction
- BR and  $A_{CP}$  obtained from 4D fit in  $M_{bc}$ ,  $\Delta E$ ,  $\Delta t$ ,  $O_{CS}$   
 $\rightarrow S_{CP}$  fixed to 0.67, i.e. average from Belle

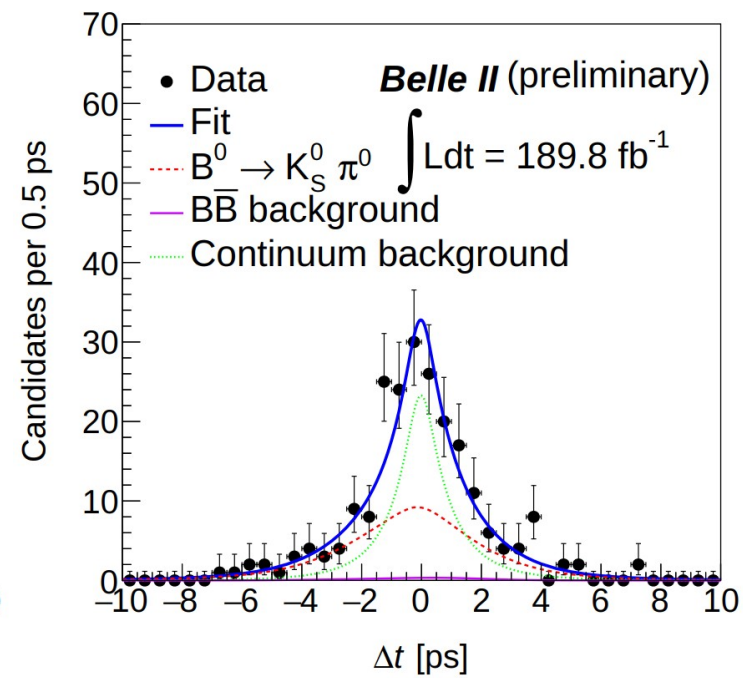
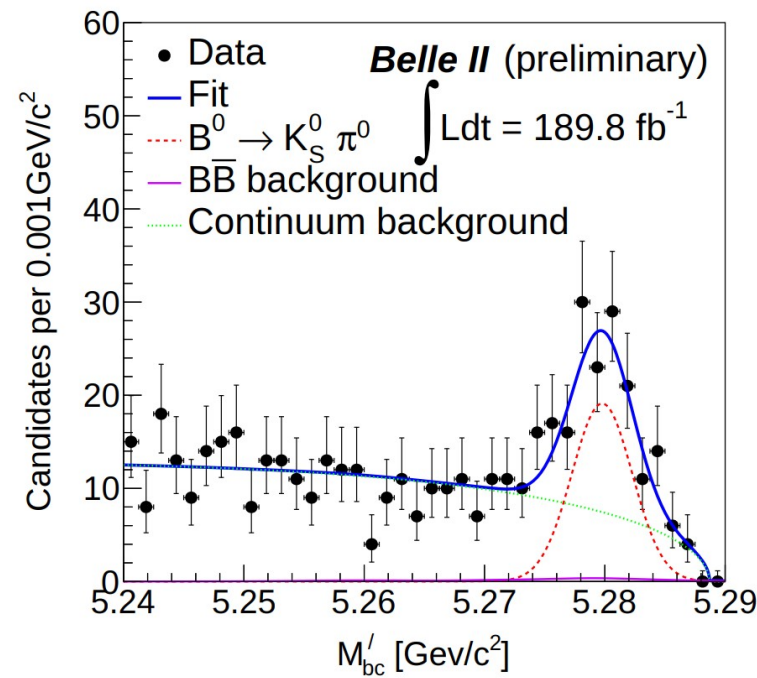


135  $\pm$  16 signal events

$A(K^0\pi^0)$  from iso-spin  
 $A_{CP} = -0.14 \pm 0.03$

$A_{CP} = -0.41 \pm 0.32(\text{stat}) \pm 0.09(\text{syst})$   
 $\mathcal{B} = 11.0 \pm 1.2(\text{stat}) \pm 1.0(\text{syst}) \times 10^{-6}$

[arXiv:2206.07453](https://arxiv.org/abs/2206.07453)

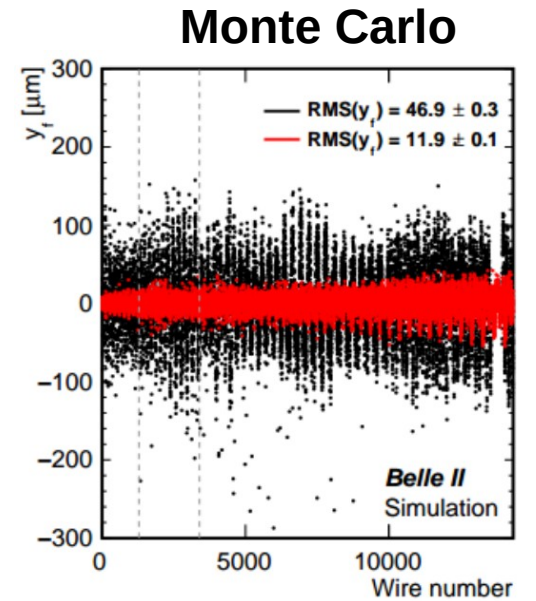


# Conclusions

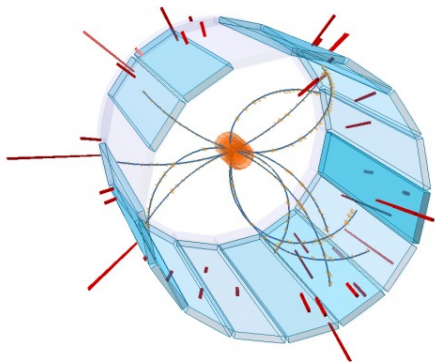
- Belle II searches for new physics in loop-dominated  $B^0$  decays as well as by (over)constraining SM CKM parameters
- Time-dependent measurements profits from better vertex resolution and better knowledge of the interaction region compared to Belle
- Several time-dependent analyses performed Moriond 2022 dataset ( $190 \text{ fb}^{-1}$ , i.e 200M  $B\bar{B}$ )
  - $B^0$  lifetime and  $B^0$ - $B^0$  mixing
  - $\sin 2\phi_1$  from  $B^0 \rightarrow J/\psi K_s^0$
  - $\sin 2\phi_1$  from  $B^0 \rightarrow K_s^0 K_s^0 K_s^0$
  - $A_{CP}$  in  $B^0 \rightarrow K_s^0 \pi^0$

# Tracker Alignment

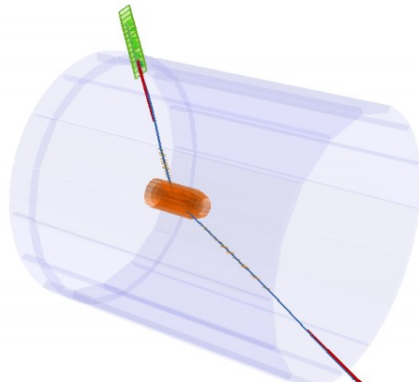
- **Alignment** is a data driven method to determine positions of sensors/wires of the Tracker
  - Crucial for precise TD-CPV measurements
- Recently all the 14336 wires have been included into the alignment
  - 60,000 parameters
  - (for Pixel Detector, Strip Detector & Central Drift Chamber)



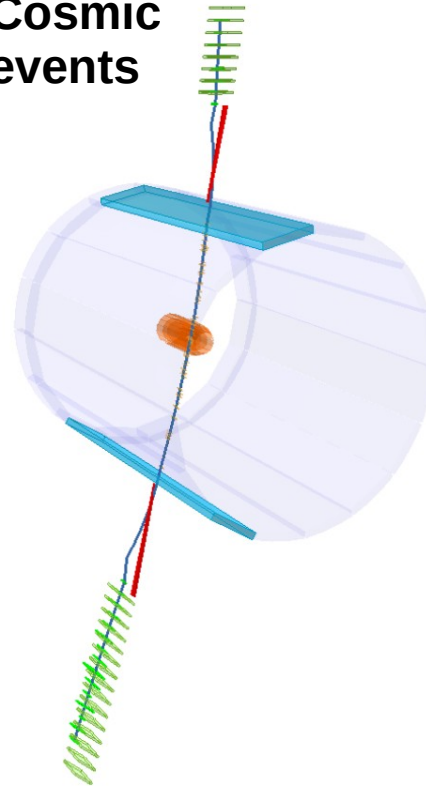
Hadronic events



Di-muon events



Cosmic events



[vCHEP 2021 proceedings](#)

Data

